



# MUSTANG



## NATIONALS/ CONCOURS GUIDELINES & RULES



# MUSTANG OWNERS CLUB AUSTRALIA INC.



## Nationals/Concours Guidelines & Rules

### INTRODUCTION

The whole purpose of our Nationals/Concours is not just to hand out trophies, but to encourage our members to maintain and improve the quality of the marque & is open to all Mustang types, shapes & styles with none singled out for preferential treatment, may it be the Nationals or State event.

In contrast to some other car clubs' concours events it is of paramount importance to us that entrants cars be in good mechanical and roadworthy condition. Points are awarded to reflect this fact.

It should also be noted that our judges for Thoroughbred, Original and Modified classes do not judge from the outside. They check every area thoroughly, including underbody, which is judged whilst safely parked on a raised platform/hoist.

It is highly recommended that first time entrants for concours should read through this document to establish which class would best suit their needs. If you are still unsure and/or need further help contact your State's National Delegate.

This publication / download represents the next major revision since October 2015. It should be noted that all revisions and future revisions contained within are highlighted in bold red underlined text. Check the bottom of each page to identify the updated pages (*Rev. Date January 2022*). Due to the increase of content, some sections may be on different pages but if there has not been any content changes the rev date on the bottom of the page will not change.

This **2022 update** revision contains an increased amount of information to help concours entrants and non entrants alike, to improve their Mustang. It also helps first time concours entrants understand, how and what, the judges look for, evaluate and apply points scored.

We trust this revised "Guidelines & Rules" and any on going revisions will suit and help the majority of our members. If you have any suggestions or comments which you think may improve, clarify or add more information to these Guidelines & Rules please contact your respective State Delegates so the suggestions or comments can be discussed at an MOCA National Delegates meeting.

#### MUSTANG OWNERS CLUB AUSTRALIA INC (MOCA)

PO BOX 210, North Adelaide, South Australia 5006.

[www.mustang.org.au](http://www.mustang.org.au)

New South Wales - Victoria - Queensland - South Australia - Western Australia

# MUSTANG OWNERS CLUB AUSTRALIA INC.



## Nationals/Concours Guidelines & Rules

### CONTENTS INDEX

<b>1. ELIGIBILITY</b> ----- Page 4-6	<b>EXTERIOR BODY, PAINT AND FITTINGS</b> --- Page 18
1.1: Vehicle	<b>INTERIOR</b> ----- Page 19-20
1.2: Entrant	<b>ENGINE</b> ----- Page 20-26
1.3: Receipt of entries	General ----- Page 20-21
1.4: Entrant Form and sample	Electrical ----- Page 22-23
<b>2. CLASSES</b> ----- Page 7-8	Exhaust ----- Page 23-24
2.1: Thoroughbred Class	Fuel System ----- Page 24
2.2: Original Class	Engine Bay ----- Page 25
2.3: Modified Class	Cooling System ----- Page 25-26
2.4: Resto Mod Class!	<b>BOOT</b> ----- Page 27-28
2.5: Display Judged S550 Class	<b>WHEELS, TYRES &amp; TRIMS</b> ----- Page 28
2.6: Display Judged Class	<b>BODY ORIGINALITY</b> ----- Page 28
2.7: Show 'N' Shine	<b>UNDERBODY</b> ----- Page 29-30
<b>3. MODEL CLASSIFICATION</b> ----- Page 8	General ----- Page 29
<b>4. REGISTRATION / ROADWORTHINESS</b> ----- Page 8	Front & Rear Suspension ----- Page 29
<b>5. RIGHT HAND DRIVE CONVERSION</b> ----- Page 9	Front & Rear Brakes ----- Page 30
<b>6. RESTORATION - ORIGINAL CLASS</b> ----- Page 9	Drive shaft ----- Page 30
<b>7. SAFETY FEATURES</b> ----- Page 9	Transmission ----- Page 30
<b>8. DISPENSATIONS</b> ----- Page 9	<b>GUIDELINES FOR POINTS DEDUCTIONS</b> -- Page 30-33
8.1: Modification and/or removal of Parts	<b>DETAILING DECALS</b> ----- Page 34-38
8.2: Seat Belts / Mounting	<b>ADDITIONAL DETAILS 94-98</b> ----- Page 38-39
8.3: Windscreen Wipers	<b>ADDITIONAL and / or UPDATE NOTES</b> ----- Page 40
8.4: Tail Lights / Backup Lights	
<b>9 DEFINITIONS - ORIGINAL CLASS ONLY</b> --- Page 10	<b>MODIFIED CLASS - JUDGING</b>
9.1: Classes	<b>BODY &amp; PAINT</b> ----- Page 41
9.2: "Ford Approved" Parts	<b>ENGINE</b> ----- Page 41
9.3: Use of Reproduction or Service Replacement Parts	<b>INTERIOR</b> ----- Page 41
<b>10. PENALTIES / ORIGINAL CLASS ONLY</b> --- Page 10	<b>UNDERBODY</b> ----- Page 41-42
<b>11. CONVERTIBLES</b> ----- Page 10	<b>EXHAUST</b> ----- Page 42
<b>12. ENGINE OR TRANS. MODIFICATIONS</b> --- Page 10	<b>BOOT, WHEELS &amp; TYRES</b> ----- Page 42
<b>13. STONE CHIPS / DAMAGE</b> ----- Page 10	<b>GUIDELINES FOR POINTS DEDUCTIONS</b> -- Page 43
<b>14. POINT SCORE / SCORE SHEETS</b> ----- Page 11	<b>RESTO MOD CLASS - JUDGING</b>
<b>15. BONUS / DEDUCTION POINTS</b> ----- Page 11-13	<b>EXTERIOR</b> ----- Page 43
15.1: Thoroughbred / Original '64 1/2 -'73 Bonus & Deductions	<b>ENGINE BAY</b> ----- Page 43
15.2: Original '86-'98 Bonus & Deductions	<b>INTERIOR</b> ----- Page 43
15.3: Original '99-'14 Bonus & Deductions	<b>UNDERBODY, EXHAUST</b> ----- Page 43
15.4: Modified All years Deductions	<b>BOOT, WHEELS &amp; TYRES</b> ----- Page 43
15.5: Resto Mod All years Deductions	<b>GUIDELINES FOR POINTS DEDUCTIONS</b> -- Page 44
<b>16. NATIONALS / CONCOURS COMMITTEE</b> - Page 14	<b>DISPLAY JUDGED S550 CLASS</b>
<b>17. CONCOURS JUDGES</b> ----- Page 14	<b>All SECTIONS</b> ----- Page 44
<b>18. JUDGING</b> ----- Page 14	<b>DISPLAY JUDGED CLASS</b>
<b>19. JUDGES DECISION</b> ----- Page 15	<b>All SECTIONS</b> ----- Page 45
<b>20. DISQUALIFICATIONS</b> ----- Page 15	<b>SHOW "N" SHINE CLASS</b>
20.1: Refusal of Entry	<b>DRIVE IN DUST OFF &amp; PARK</b> ----- Page 45
20.2: Entry to Nominated Judging Area	
<b>21. DISPUTES</b> ----- Page 15	<b>SHELBY SUPPLEMENT</b>
21.1: Model year classification, ownership, and or options etc	<b>Engine, Fuel &amp; Major Engine Components</b> ---- Page 46-47
21.2: Validity and Authenticity of New Parts / Options	<b>Exterior</b> ----- Page 47
<b>22. AWARDS</b> ----- Page 16	<b>Interior</b> ----- Page 47
22.1: There are two Groups of Awards	<b>Undercar, Suspension, Transmission, Exhaust</b> Page 47-48
22.2: Guidelines to Establish Awards Definition	<b>Wheels, Tyres, Hubcaps</b> ----- Page 48
<b>23. RULE CHANGES</b> ----- Page 17	<b>Unique Shelby Features</b> ----- Page 49
<b>24. ADDITIONAL and / or UPDATE NOTES</b> ----- Page 17	<b>Accessories</b> ----- Page 50
	<b>ADDITIONAL and / or UPDATE NOTES</b> ----- Page 50
<b>THOROUGHbred / ORIGINAL CLASS</b>	
<b>JUDGING</b> ----- Page 18-33	
<b>GENERAL</b> ----- Page 18	

# MUSTANG OWNERS CLUB AUSTRALIA INC.



## Nationals/Concours Guidelines & Rules

### 1. ELIGIBILITY

#### 1.1: Vehicle:

The Nationals/Concours is open only to Ford Mustangs, including Shelby, Boss, Californian Special and any other version of the Mustang Body fitted with a Ford engine.

All vehicles must be fully registered in the owner's state of residence at the time of entry and be entered in the owner's Family Name. "Club & Classic" registration is permitted, trade plates or temporary permits are not.

#### 1.2: Entrant:

**a:** Entrants to Concours Thoroughbred class are limited and must comply with rule 2.1. All other classes ([Refer heading 2: Classes pages 7](#))

**b:** The Entrant must have owned the vehicle and been a financial member of their state branch for at least **30** days prior to the event to be eligible for any trophies.

**c:** Entrants must decide before entering, in what class they want to compete in. Once the vehicle has been entered it cannot be placed in another class except at the discretion of the Head Judge, who may change the class entered into the appropriate class. Entrant will be notified of any class change.

#### 1.3: Receipt of entries:

All entries must be received by the Concours Secretary in writing and signed **NO** later than **30** days prior to the event unless otherwise advised.

#### 1.4: Nationals/Concours Entrant Form:

This section **ONLY** applies to entrants for Concours Thoroughbred & Original classes. To help and to aid the judges we now require more information for the Judging Sheets.

A new "Nationals/Concours Entrant" form has been designed to cover the extra information required. Entrants of the above mentioned classes are required to fill in all the details which in turn will save long delays on Judging Day. The sample form shown, is exactly that, it's only to show the type of information now required. ([Refer sample on page 5-6](#))

# MUSTANG OWNERS CLUB AUSTRALIA INC.



## Nationals/Concours Guidelines & Rules

**Insert the event details in the section space above**

### Thoroughbred Class;

This class is only open to entries which have been MOCA Original class winners from 1996 and onwards. They must have also been the highest Gold Award Winner of the Original class from 1996. The highest gold award winner and or MOCA Committee selected entrants can only enter this Class. Eligible Thoroughbred entries will be allowed to return to the Original class only after three (3) years of unsuccessful challenge of the Thoroughbred gold awards. This is the entrant's choice.

### Original Class;

Original Class Entry Eligibility is based on and governed by, a rolling 10-year process. The vehicle must have a manufactured date of 10 years or older at the time entries for the event close to be eligible to enter this class. That is, the model year shall be the American model year and will be determined by the VIN plate, Decal and/or ID tag which, except for some Shelby's and late models, is located on the LH door and or under the windscreen.

A Mustang with a manufactured date less than 10 years is not eligible to enter this class at any time. For full details of Original Class eligibility refer page 6 Concours Guidelines & Rules Section 2.2 Original Class.

For further information go to [mustang.org.au](http://mustang.org.au) & click on Nationals/Concours Guidelines & Rules.

#### Entrant Car 1:

Surname:..... Christian Name:.....  
Class:.....  
Year:..... Model:..... Body Type:.....  
Colour:..... Rego: .....

**Please fill in the following information to save time on Judging Day.**

Vin Number:..... Colour Code:.....  
Engine Code:..... Trim Code:.....  
Transmission Code:..... Differential Code:.....

#### Entrant Car 2:

Surname:..... Christian Name:.....  
Class:.....  
Year:..... Model:..... Body Type:.....  
Colour:..... Rego: .....

**Please fill in the following information to save time on Judging Day.**

Vin Number:..... Colour Code:.....  
Engine Code:..... Trim Code:.....  
Transmission Code:..... Differential Code:.....

**If you require additional Concour Entrant forms down load a second copy of this form.**

# MUSTANG OWNERS CLUB AUSTRALIA INC.



## Nationals/Concours Guidelines & Rules

The Class Sections below are to be filled out by the Class Entrants only (**TICK the Class box to be entered**), and must be returned no later than the xx<sup>nd</sup> of month 20xx.

**Modified Class;**

**Resto Mod Class;**

Surname:..... Christian Name:.....  
Year:..... Model:..... Body Type:.....  
Colour:..... Rego: .....

**Display Judged Class;**

**Early**

**1964/2 to 1/01/2010;**

**Late S197**

**1/02/2010 to 20/6/2014;**

Surname:..... Christian Name:.....  
Year:..... Model:..... Body Type:.....  
Colour:..... Rego: .....

**Display S550 Judged Class;**

**from 1/07/2014 to 30/06/15 Inclusive;.....**

Surname:..... Christian Name:.....  
Year:..... Model:..... Body Type:.....  
Colour:..... Rego: .....

**Show-N-Shine Entrant**

**Open to ALL Mustang models, body types years;.....**

Surname:..... Christian Name:.....  
Year:..... Model:..... Body Type:.....  
Colour:..... Rego: .....

# MUSTANG OWNERS CLUB AUSTRALIA INC.



## Nationals/Concours Guidelines & Rules

### 2. CLASSES

Entry to all Judged Classes are subject to the prerequisites of membership, ownership etc. as per rules 1.1 to 1.3. This section also explains eligibility controls for each class - please read carefully.

In some Judged Classes eligibility is governed by year date - Generation and year date breakdown are as follows:

1st Generation: 1964 1/2 -1973	2nd Generation: 1974-1978
3rd Generation: (Fox Body) 1979-1993	4th Generation: (SN95) 1994-1998
4th Generation: (SN95) New Edge 1999-2004	5th Generation: (S197) 2005-2014
6th Generation: (S550) 2015-on	

The six (6) Judged Classes available are identified as follows:

Thoroughbred - Original - Modified - Resto Mod - S550 - Display Judged  
(Refer 22.2 [Page 16](#) for points guidelines for awards covering these classes.)

#### 2.1: Thoroughbred Class;

In addition to above, the class is only open to entries which have been MOCA Original class winners from 1996 and onwards.

They must have also been the highest Gold Award Winner of the Original class from 1996. The highest gold award winner and or MOCA Committee selected entrants can only enter the Thoroughbred Class.

(Refer note A & B below)

- a: The MOCA Committee may select more than one entrant from the Original class to be placed in the Thoroughbred Class if points allow.
- b: Eligible Thoroughbred entries will be allowed to return to the Original class only after three (3) years of unsuccessful challenges of the Thoroughbred gold awards. This is the entrant's choice.

#### 2.2: Original Class;

Original Class Entry Eligibility is based on, and governed by, a rolling 10-year process. The vehicle must have an American Model year date of 10 years or older at the time entries for the event close to be eligible to enter this class. That is, the model year shall be the American Model year and will be determined by the VIN plate, Decal and/or ID tag which, except for some Shelby's and late models, is located on the LH door and /or under the windscreen.

Example: At the [2022](#) Nationals/Concours, a vehicle with an American Model year of [2010](#) and earlier, can enter this class. (Refer a: [Eligibility time line breakdown below.](#))

A Mustang with an American Model year date less than 10 years is not eligible to enter this class at any time.

- a: Eligibility date breakdown by Nationals/Concours date to - can enter - Model year date and earlier;  
2022 can enter 2010 / 2023 can enter 2011 / 2024 can enter 2012 / 2025 can enter 2013 / [2026 can enter 2014 / 2027 can enter 2015 / 2028 can enter 2016 / 2029 can enter 2017.](#)

#### 2.3: Modified Class;

1964 1/2 to 20th June 2014 is open to any year model modified Mustang powered by a Ford engine.

#### 2.4: Resto Mod Class;

[1964 1/2 to 20th June 2014 is open to any year model modified Mustang powered by a Ford engine. Refer page 45-46 for full explanatory & break down of this new class.](#)

#### 2.5: S550 Class;

[A Mustang \(FM\) with a manufactured date 01/ 07/ 14 to 21/03/19. See page 44 for details](#)

# MUSTANG OWNERS CLUB AUSTRALIA INC.



## Nationals/Concours Guidelines & Rules

### 2. CLASSES (Cont.)

#### 2.6: Display Judged Class;

1964 1/2 - Present - there are three (3) divisions, **Display Judged Early Model, Late Model & S550**

Originality or Modifications are not a consideration in these classes, only “Condition and Presentation” of what is in place at time of judging shall be taken into account. There is no under car Judging (no need to go up on ramps/hoist) in these Classes.

**a: Early Model Entry Eligibility** – vehicle must be 1964 1/2 and onwards up to the American Model year prior to the commencement of the Late Model criteria to be eligible for this class.

Example: At the **2022** Nationals/Concours, a vehicle with a manufactured date earlier than 1st January **2012** can enter this class. This class is governed by a rolling 10-year process. The Top car in this class will be ineligible to enter this class for a period of no less than 3 years.

**b: Late Model Entry S197 Eligibility** – a vehicle that has been manufactured in the last 10 years but not within the last 5 years is eligible to enter this class.

Example: At the **2022** Nationals/Concours, a vehicle with a manufactured date between 1st January **2012** and **20th June 2014 the last of S197** is eligible to enter this class. This class is governed by a rolling 10-year process.

**Note:** On assessment of entries for Display Judged Late Model class, the National Body can determine the judging process to be undertaken, with the decision being relayed to entrants accordingly.

**For S550 refer section 2.5 page 7**

#### 2.7: Show “N” Shine Class;

Is for vehicles who’s owners clean and prep only for non judged display.

### 3. MODEL CLASSIFICATION

Year model shall be the American year model and will be determined by the VIN plate, Decal and/or ID tag which, except for some Shelby’s and late models, is located on the LH door and /or under the windscreen.

The first number is the model year - Refer Data Plate Decoder ‘64 1/2 - ‘73 or Red Book ‘64 1/2 - 2000. Points are deducted if model year is incorrect or the VIN / ID tags are missing or body stamping is incorrect. **(Refer heading 15. Bonus/Deduction Points pages 11-13)**

### 4. REGISTRATION / ROADWORTHINESS

All vehicles must be presented in a roadworthy condition in accordance with current Roadworthy / Defect Certificate requirement of the entrants home state.

Vehicles presented with mechanical defects which may not pass a Roadworthy / Defect check shall lose points heavily.

Vehicles on Club Plate/Permit schemes in NSW or Victoria must display the correct label/sticker and number plates. All vehicles must correctly display current States number plates. Points lost if these items are incorrect, illegible or missing. Dress or Promo plates are not allowed at the time of judging. **(Refer heading 15. Bonus/Deduction Points pages 11-13)**

Vehicle registration may it be full or Club Plate/Permit must be made available prior to being Judged showing proof of ownership of vehicle to be judged



# MUSTANG OWNERS CLUB AUSTRALIA INC.



## Nationals/Concours Guidelines & Rules

### 5. RIGHT HAND DRIVE CONVERSION

Vehicles don't have to be Right Hand Drive - refer your State Registration Compliant Laws. Left Hand Drive vehicles may be entered as long as they meet entrants State Registration Laws. There is no point's deduction.

If your State requires a Right Hand Drive conversion to be done for Registration, it must be correctly engineered, with correct steering geometry and must be compliant.

Dash & instrument panels must be a "mirror image" type of the original Left Hand Drive configuration.

### 6. RESTORATION - ORIGINAL CLASS

Any restoration, repainting and re-trimming etc. is allowed, and should be in accordance with ID tag. The ORIGINAL concept and design must be maintained and any restoration shall be as close as possible to original material and all materials to be matching. Reproduction parts may lose points. **(Refer 9.3 page 10)**

### 7. SAFETY FEATURES

Any minor items or parts fitted on the grounds of improved safety, security or legal registration requirements shall not lose any points provided that they are professional and correctly engineered and do not detract from the general appearance of the vehicle.

### 8. DISPENSATIONS

**Please note none of the Dispensations listed below relate to the Australian delived Mustang.**

#### 8.1: Modification and /or removal of Parts;

Parts or components which cannot be satisfactorily modified to fit after Right Hand Drive conversions may be removed without loss of points - e.g. RH exhaust manifold heat shroud, some exhaust manifolds - check before entering.

Special devices for the handicapped will be overlooked.

#### 8.2: Seat Belts / Mounting;

Seat Belts may be "Australian Made" and in accordance with appropriate ADR's.

#### 8.3: Windscreen Wipers;

Both wipers should be converted for RHD conditions if the vehicle has been converted to RHD.

Wipers are to be considered a safety factor due to restricted vision to the right during dark and wet conditions. Also, current ADRs require wipers to sweep a percentage of the driver's vision. Refer your State Registration Laws covering Wipers.

#### 8.4: Tail Lights / Backup Lights;

Original tail light lens may be altered to provide an amber turn signal within the tail light housing with no loss of points.

Original backup lights may be used as amber turn signal with no loss of points. However, "add on" lights are subject to deduction of points.

# MUSTANG OWNERS CLUB AUSTRALIA INC.



## Nationals/Concours Guidelines & Rules

### 9. DEFINITIONS - ORIGINAL CLASS ONLY

#### 9.1: Classes;

**a: Original Class** The car should be absolutely stock, original, unaltered or modified in design, layout or concept as to the way or day it left the factory. Only FORD / ROTUNDA / AUTOLITE / MOTORCRAFT and approved options available from the Factory or service replacement parts should be fitted, EXCEPT for conversion requirements, safety and dispensations (**Rules 5, 7 and 8**).

**b: Thoroughbred Class** is designed for the original or restored cars that have all the correct era parts. i.e. Battery and cables, fan belts, radiator hoses, oil filter, voltage regulator, carburetor etc.

#### 9.2: “Ford Approved” Parts;

Ford Approved Parts (including Rotunda, Autolite & Motorcraft brand names) means - sold or fitted by a USA Ford Dealer or listed in new car options brochure and carries a Ford part number. Must be correct for the model year.

#### 9.3: Use of Reproduction or Service Replacement Parts;

These parts may be used providing they are identical in every respect to the original Ford part. “Service Replacement Parts” currently sold by Ford USA while carrying the same original part number may vary in design or material from the original part. ***NOTE: if the part is original or restored to original award full points, for a bad original or a bad repo or badly restored part should incur a points loss***, at the judges discretion. Closer attention will be paid to reproduction parts in Thoroughbred Original Class.

### 10. PENALTIES - ORIGINAL CLASS ONLY

Points shall be lost if any car displaying graffiti, additional decals, stickers, badges or emblems EXCEPT for the manufacture, original dealer, club (MOCA) decal, conversion, service, burglar alarm and current registration decal (**Refer Heading 4 Registration/Roadworthiness page 8**) and legal number plates. Dress/Promo plates will incur a loss of points if displayed at the time of judging. (**Refer heading 15. Bonus/Deduction Points page 11-13**)

### 11. CONVERTIBLES

All convertibles must be presented for judging with tops up. Operation may have to be demonstrated at Judge’s request.

### 12. ENGINE OR TRANSMISSION MODIFICATIONS

This relates **ONLY** to **MODIFIED & RESTO MOD** Classes - No points will be awarded for internal engine or transmission modification (e.g. hipo camshafts, oversize valves, modified cylinder heads, high comp pistons or close ratio gears etc.) due to the difficulty for judges in ascertaining such modifications. ***Please note if aluminium heads fitted it’s a points plus because they can be sighted during judging.***

### 13. STONE CHIPS / DAMAGE

Any entrant’s car which incurs stone chips or other minor damage on the journey to the Concours will not lose points for that damage provided it is circled by the entrant in chalk and brought to the judge’s attention prior to judging.

# MUSTANG OWNERS CLUB AUSTRALIA INC.



## Nationals/Concours Guidelines & Rules

### 14. POINT SCORE / SCORE SHEETS

Thoroughbred, Original Classes (qualifying years), Modified Class **& Resto Mod** all years, are based on 1000 points each entry. Display Judged **& S550** classes, all years, is based on 500 points each entry with no bonus or deduction points applied.

The event director will return the score sheets at the earliest convenience to the National Secretary who will update the appropriate records prior to mailing the score sheets to each entrants home State Secretary for distribution to said entrants. Points shall be retained on all classes score sheets. All scoring records will be held on an electronic file by the National Secretary for reference purposes only for a maximum period of 5 years.

Total points for Thoroughbred and Original Classes are 995, plus Original Owners Handbook in vehicle - bonus 5 points. Making a total of 1000 points for each class.

**Total points for Modified & Resto Mod Classes are 1000. with no bonus points.**

### 15. BONUS / DEDUCTION POINTS

#### 15.1 This section covers years 1964 1/2 to 1973

##### **Bonus Points - Thoroughbred / Original Classes only;**

These Bonus Points are listed as they appear, section by section, on the Score Sheets.

##### **a: Interior Section;**

Original owners Hand Book filled in and stamped by the original selling dealer. Add 5 points

##### **Deductions - Thoroughbred / Original Classes only;**

These deductions are listed as they appear, section by section, on the Score Sheets.

##### **a: Engine Bay Section;**

Check Black Paint on Aprons and Firewall etc - If Gloss Paint Deduct 20 Points

Engine does not agree with VIN Plate/Door Tag/Decal Deduct 40 Points

(i.e. V8 for 6 Cyl - Windsor for Cleveland)

Heads if incorrect type for Model and / or Year Deduct 20 Points

(i.e. not cast iron type when the should be)

For Boss 1969 to 1971, which has a replacement engine and you have dealership or appropriate paperwork verifying the installation of a correct replacement engine, this paperwork **must** be made available prior to judging.

##### **b: Interior Section;**

Trim Style and / or Noticeable Colour Change to VIN Plate/Door Tag/Decal Deduct 20 Points

##### **c: Underbody Section;**

If Discs fitted to 65, 66, 67 and are **NOT** Kelsey Hayes 4 Piston Calipers Deduct 10 Points

Transmission does not agree with VIN Plate/Door Tag/Decal Deduct 100 Points

Differential does not agree with VIN Plate/Door Tag/Decal Deduct 20 Points

# MUSTANG OWNERS CLUB AUSTRALIA INC.



## Nationals/Concours Guidelines & Rules

### 15. BONUS / DEDUCTION POINTS (Cont.)

#### 15.1 This section covers years 1964 1/2 to 1973 (Cont.)

##### d: Body - Originality Section;

Stripes / Decals incorrect for Model and / or Year (may it be Decals or Painted On)	Deduct	20 Points
Apron ID Stamping does not agree with VIN Plate/Door Tag/Decal	Deduct	20 Points
If any <b>Windscreen</b> / VIN Plate is MISSING or ILLEGIBLE	Deduct	20 Points
If any Door Tag / Decal is MISSING or ILLEGIBLE	Deduct	20 Points
Body does not agree with VIN Plate/Door Tag/Decal (ie: Convertible with Coupe Number)	Deduct	100 Points
Colour Total and/or Noticeable Colour Change to VIN Plate/Door Tag/Decal	Deduct	100 Points
Number Plates Incorrectly Displayed or Missing	Deduct	5 Points <i>ea</i>
Club Plate Label (NSW & VIC ONLY) Incorrectly Displayed or Missing	Deduct	5 Points

**Also refer to page 30 - 33 Guidelines for Points Deductions**

#### 15.2 This section covers years 1986 to 1998 (Fox Body & SN95)

##### Bonus Points - Original Classes only;

These Bonus Points are listed as they appear, section by section, on the Score Sheets.

##### a: Interior Section;

Original owners Hand Book filled in and stamped by the original selling dealer.	Add	5 points
---	-----	----------

##### Deductions - Original Classes only;

These deductions are listed as they appear, section by section, on the Score Sheets.

##### a: Engine Bay Section;

IF ANY Conversion/ADR Plate or Decal is MISSING or ILLEGIBLE	Deduct	20 Points
--	--------	-----------

##### b: Interior Section;

Trim style & / or colour does not agree with VIN Plate/Door Tag/Decal	Deduct	20 Points
---	--------	-----------

##### c: Underbody Section;

Discs brakes must be of original type if not	Deduct	10 Points
Transmission does not agree with VIN Plate/Door Tag/Decal	Deduct	100 Points
Differential does not agree with VIN Plate/Door Tag/Decal	Deduct	20 Points

##### d: Body - Originality Section;

Stripes / Decals incorrect for Model or Year (may it be Decals or Painted On)	Deduct	20 Points
If any <b>Windscreen</b> / VIN Plate is MISSING or ILLEGIBLE	Deduct	20 Points
If any Door Tag/Decal is MISSING or ILLEGIBLE	Deduct	20 Points
Body does not agree with VIN Plate/Door Tag/Decal (ie: Convertible with Coupe Number)	Deduct	100 Points
Colour Total and/or Noticeable Colour Change to VIN Plate/Door Tag/Decal	Deduct	100 Points
Number Plates Incorrectly Displayed or Missing	Deduct	5 Points <i>ea</i>
Club Plate Label (NSW & VIC ONLY) Incorrectly Displayed or Missing	Deduct	5 Points

**Also refer to page 30 - 33 Guidelines for Points Deductions**

# MUSTANG OWNERS CLUB AUSTRALIA INC.



## Nationals/Concours Guidelines & Rules

### 15. BONUS / DEDUCTION POINTS (Cont.)

**15.3 This section covers years 1999 to 2004 (SN95 including New Edge),  
(2005 to 22nd June 2014 (S197))**

**Bonus Points - Original Classes only;**

These Bonus Points are listed as they appear, section by section, on the Score Sheets.

a: Interior Section;

Original owners Hand Book filled in and stamped by the original selling dealer.     Add     5 points

**Deductions - Original Classes only;**

These deductions are listed as they appear, section by section, on the Score Sheets.

a: Engine Bay Section;

IF ANY Conversion/ADR Plate or Decal is MISSING or ILLEGIBLE     Deduct     20 Points

c: Underbody Section;

Transmission does not agree with VIN Plate/Door Tag/Decal     Deduct     100 Points

d: Body - Originality Section;

Stripes / Decals incorrect for Model or Year     Deduct     20 Points  
(may it be Decals or Painted On)

If any VIN Plate is MISSING or ILLEGIBLE     Deduct     20 Points

If any Door Tag/Decal is MISSING or ILLEGIBLE     Deduct     20 Points

Colour Total and/or Noticeable Colour Change to VIN Plate/Door Tag/Decal     Deduct     100 Points

Number Plates Incorrectly Displayed or Missing     Deduct     5 Points *ea*

Club Plate Label (NSW & VIC ONLY) Incorrectly Displayed or Missing     Deduct     5 Points

**Also refer to page 30 - 33 Guidelines for Points Deductions**

**15.4 This section covers Modified Class only 64 1/2 to 22nd June 2014 - Deductions;**

These deductions are listed as they appear, on the last page of the Score Sheets.

If any VIN Plate is MISSING or ILLEGIBLE     Deduct     20 Points

Number Plates - Incorrectly Displayed or Missing     Deduct     5 Points *ea*

Club Plate Label (NSW & VIC ONLY) Incorrectly Displayed or Missing     Deduct     5 Points

If unapproved "Racing" tyres fitted     Deduct     5 Points *ea*

Excessive noisy exhaust     Deduct     5 Points

All the above deductions depend on what is required by your state RWC rules!

**15.5 This section covers Resto Mod Class only 64 1/2 to 22nd June 2014 - Deductions;**

These deductions are listed as they appear, on the last page of the Score Sheets.

If any VIN Plate is MISSING or ILLEGIBLE     Deduct     20 Points

Number Plates - Incorrectly Displayed or Missing     Deduct     5 Points *ea*

Club Plate Label (NSW & VIC ONLY) Incorrectly Displayed or Missing     Deduct     5 Points

If unapproved "Racing" tyres fitted     Deduct     5 Points *ea*

Excessive noisy exhaust     Deduct     5 Points

All the above deductions depend on what is required by your state RWC rules!

# MUSTANG OWNERS CLUB AUSTRALIA INC.



## Nationals/Concours Guidelines & Rules

### 16. NATIONALS / CONCOURS COMMITTEE

The Event shall be arranged, organised and administrated by a Nationals/Concours Committee based in the host state, consisting of not less than 4 financial members, made up of 1 Director, elected and / or nominated at the Annual General Meeting, National Delegate with event experience and one, of whom, must be on the Executive Committee.

### 17. CONCOURS JUDGES

Head and Assistant Head Judge shall be nominated by the host state to prepare a list of Judges who are suitably qualified with knowledge and experience of all models and who will be attending the event.

The Head, Assistant Head Judge and list of Judges shall be presented at the October Delegates meeting, prior to the event, to be accepted by the MOCA Executive and Delegates.

For Thoroughbred - Original - Modified - ***Resto Mod*** Classes the judging team will consist of, a minimum of seven (7) people: Head and Assistant Head Judge plus 1 for Body and Paint, 1 for Engine Bay, 1 for Interior, 1 for Underbody, 1 for Boot / Wheels / Tyres and Body Originality.

For Display - ***S550*** Classes the judging team will consist of, a minimum of two (2) people with preference given to those who have been previous concours entrants and / or winners who have suitable knowledge and / or experience.

Judges &/or family members are open to enter cars for judging, but shall not judge in the Class in which the car is entered. A person that has worked on a car entered for judging can't judge in that Class in which the car is entered.

### 18. JUDGING

For Thoroughbred, Original, Modified ***& Resto Mod*** Classes, ***judging will be carried out on Easter Saturday***. Thoroughbred will be judged first, followed by Original, Modified ***& Resto Mod*** Classes. If there is a separate Judging team for Modified ***& Resto Mod*** Classes they will commence judging at the same time as the Thoroughbred class. Display ***& S550*** Classes ***judging will be carried out on Easter Sunday***, can commence when judging panel is assembled.

- a: All entries must be registered / booked in with the entrant vehicle in the holding area by a nominated time (i.e. 8.30am) prior to the commencement of judging. All major cleaning shall stop at that time. Penalties may be applied if the above is not adhered to.
- b: All entries must be driven from the holding area to the nominated judging area.
- c: Thoroughbred Class to be judged with much closer attention paid to factory originality, body / production markings and the use of genuine Ford parts.
- d: Thoroughbred, Original, Modified ***& Resto Mod*** Classes will be judged underneath only if drive-on ramps/hoist are available. If this is not the case, suitable mirror type judging will occur except for Thoroughbred Class which will be the ONLY Class judged underneath whilst jacked in a safe and secure manner. Underneath judging is not applicable for Display Judged ***& S550*** Classes.
- e: All judged entries must be presented to the judges clear of all items other than those required to be included in the judging. i.e. if no Ford part No. or documentation available covering said items remove item/s!

# MUSTANG OWNERS CLUB AUSTRALIA INC.



## Nationals/Concours Guidelines & Rules

### 19. JUDGES DECISION

Judge's decision is final in all cases and no further correspondence will be entered into.

### 20. DISQUALIFICATIONS

#### 20.1: Refusal of Entry:

The Nationals/Concours Committee or judges may refuse entry or disqualify any car on the grounds of false, misleading or incorrect information, poor standard of entry, or gross lack of preparation. The entrant shall be informed of the reason on the day by the Nationals/Concours Committee Director. Entry fee may be forfeited.

#### 20.2: Entry to Nominated Judging Area:

Entrants are required to remain outside the nominated judging area except for the necessary functional operational checks, if requested by the judges. It should not be necessary for the entrants to speak to the judges, unless asked to do so. An obtrusive entrant runs the risk of disqualification and will forfeit entry fees.

This basic guideline is to avoid infringing on the judges consultation among themselves during judging.

### 21. DISPUTES

#### 21.1: Model year classification, ownership, and or options etc:

In the event of any dispute arising from Model year classification, ownership, and or options, etc. **it is up to the owner to provide documented proof of their claim.** i.e. Build sheet, owner's handbook, workshop manual, new car brochure, or any genuine Ford recognised literature/manuals are the only source for reference.

**Note** - "Hot Rod" and "Street Machine" - type magazines or books either USA or local publications are not considered an accurate source of information. Original Ford Parts Lists, MCA and MCA approved source manuals are acceptable as an accurate source of information.

#### 21.2 Validity and Authenticity of New Parts / Options:

**The owner should provide documentation to the judges, prior to judging, to substantiate the validity and authenticity of new parts / options which may be of a contentious nature.**

The documentation should be attached to the entry form or, because of the nature of the documentation, should be available in the vehicle at the time of judging.

This evidence will be considered in the context of the situation and approved by the Head Judge and / or Delegates at the time.

**Note** If an issue arises during judging of a vehicle and no resolution can be agreed to, no penalty will be applied at the time, but a note entered on the judging sheet advising the owner to the area concerned. The issue will be followed up without prejudicing the owner.

# MUSTANG OWNERS CLUB AUSTRALIA INC.



## Nationals/Concours Guidelines & Rules

### 22. AWARDS

#### 22.1: There are Two Groups of Awards:

##### a: Major Awards:

Thoroughbred Class - Gold Award for Thoroughbred Class winner: (1 Only) - Original Class - Modified Class - **Resto Mod Class** - Gold, Silver and Bronze for those who have achieved the eligible level of points.

Kevin Musgrave National Memorial Award for Concours Excellence is awarded to the highest scoring Gold winner in Original Class and is an automatic elevation to Thoroughbred Class. At the discretion of the Head and Assistant Head Judge plus the National Executive more than 1 Gold winner may be elevated if they have achieved the level of eligible points.

##### b: Minor Awards:

Display Judged Early Model (1964 1/2 -73) - 1-10 entrants = 2 trophies : 11-20 entrants = 3 trophies : 21-30 entrants = 4 trophies : 31-40 entrants = 5 trophies : 41-50 entrants = 6 trophies : and so on.

Display Judged Late Model **S197** - as per above. **Display Judged S550 - as per above.**

**Eligibility for above refer Section 2.5, 2.6 pages 7- 8.**

Longest Distance Driven Rod & Lorraine Kilvington Memorial Award - 1 only.

**Note:** All judged entries will receive a Nationals/Concours Entry Plaque.

A weekend Participant Award Plaque for non judged entries will also be made available.

#### 22.2: Guidelines to Establish Awards Definition:

The following guidelines may be used to establish the awards from the eligible judged entries on the day.

##### THOROUGHbred CLASS

Thoroughbred Gold Award:

**Min. 900 Points**

All eligible judged entries, in this class, will be awarded a special Class Recognition Award on entry and in addition, the highest scoring entry on the day will receive the Thoroughbred Gold Award, subject to scoring a minimum of 90% of the base score of 1000 points.

##### ORIGINAL & MODIFIED CLASSES

Gold Award:

**Min. 900 to 1000 Points**

Silver Award:

**Min. 800 to 899 Points**

Bronze Award:

**Min. 700 to 799 Points**

##### **RESTO MOD CLASS**

Gold Award:

**Min. 850 to 1000 Points**

Silver Award:

**Min. 700 to 849 Points**

Bronze Award:

**Min. 550 to 699 Points**

##### DISPLAY JUDGED CLASS

Open to any member vehicle which has not won a trophy in this class or Thoroughbred Class, Original Class, Modified & **Resto Mod** Classes in any of the last five (5) Nationals/Concours.

Eligibility to be confirmed by State Delegates prior to judging.

**Eligibility refer Section 2.5, 2.6 page 7 & 8**

A minimum of 450 points should be scored before a trophy is awarded but this is discretionary.

##### LONGEST DISTANCE DRIVEN - Rod & Lorraine Kilvington Memorial

Any financial member who has driven their Mustang to the Nationals/Concours event from their home will be eligible for this Award. Eligibility to be confirmed by State Delegates before the presentation.



# MUSTANG OWNERS CLUB AUSTRALIA INC.



## Nationals/Concours Guidelines & Rules

---

### 23. RULE CHANGES

Significant rule changes can only be made if voted in by the delegates at the mid year or Annual General Meeting (AGM), and become effective after a minimum 6 months published notice.

Judging Sheets will remain for a period of five (5) years without major changes. From time to time there will be the need for minor adjustments to be made to the sheets but the same notice period as above will apply.

### 24. ADDITIONAL and / or UPDATE NOTES

Any additional or updated information shall be posted in this section for a period of no less than a dated 12 months, at which time that said information shall then be moved to the respective section/s.

# MUSTANG OWNERS CLUB AUSTRALIA INC.



## Nationals/Concours Guidelines & Rules

### THOROUGHBRED & ORIGINAL CLASS - JUDGING

#### GENERAL

Open to Mustangs which are of original manufacture as per the Vin Plate or Door Tag / Decal. All parts and accessories to be original or genuine Ford (USA) approved, otherwise points deducted. Reproduction parts may lose points at judge's discretion. All cars must be registered in the members home state and be able to pass a roadworthy / defect certificate check.

When examining any aspect of the car, points will be lost for collision damage, rust, grease, dirt, overspray, staining, poor general appearance or lack of preparation.

All the following sections are laid out as per the judging sheets.

**Note: A comprehensive list of detailing Decals and Tags can be found on pages [34-39](#)**

#### EXTERIOR BODY, PAINT AND FITTINGS

General appearance and condition of paint work and all body panels, including doors, bonnet and boot lid:

Lack of ripples, dents, pimples, rust bubbles or collision damage repair.

Paint work - colour, gloss, orange peel, runs, chips, peeling, overspray.

All glass free of chips, cracks or scratches.

General appearance and condition of all lights, lenses, weather strips, rubber seals, convertible top and its operation.

Convertible top covering must be of correct material for year of car:

1964 1/2 - 1966                      Black, white, tan or blue

1967 - 1968                         Black, white or tan

1969 - 1973                         Black or white

No plexiglass or glass windows permitted for 1964 1/2 - 1966 Convertibles.

General appearance and condition of exterior mouldings, trim, grille, emblems, nameplates, decals and stripes if applicable must be of the original type and material and placed in the proper location.

General appearance and condition of bumpers and overriders, free of rust, pitting, dents or bends.

General condition and originality of emblems, nameplates, stripes, decals, chrome trim, mouldings, antenna, outside rear view mirrors and petrol splash guard etc must be of the proper style, type and finish for the year and model. **Refer pages [28](#) and [30-33](#) for further information.**

**Note:** Factory fitted or dealer-installed Spoilers, Slats *or Magnum 500's* were not available *for* 1969 year models. *These were part of* the Boss 302 *package* released in April 1969.

#### Antenna

1964 1/2 - 1968                      must have round base, round mast and bevelled silver cap on base

1969 - 1973                         must have rectangle base and round mast.

1969 - 1970 Shelby                should be round base, rear mounted.

Antenna may be mounted on either right or left front mudguard.

#### Hood lip moulding

1964 1/2                                not available

1965                                     optional

1966 - 70                              standard except for 1967 / 1968 Shelby

#### Fender Extensions

1994 - 98                              Painted body colour for Japanese market *vehicles* - see photos page [38-39](#)

# MUSTANG OWNERS CLUB AUSTRALIA INC.



## Nationals/Concours Guidelines & Rules

### INTERIOR

General appearance, condition, presentation and originality of upholstery, door panels and hardware, kick panels, crash pad, dash and hardware, quarter trim and floor coverings must be in the original style and colour scheme as indicated on the Vin Plate or Door Tag / Decal.

Carpet must be of the original moulded loop pile type, surged edges, vinyl mat colour keyed to carpet.

Door hardware must be of original style and mounted in the original location.

Crash pad, instrument housing, instruments and lens, steering wheel, knobs, controls and console, operation of heater controls, radio, stereo and any other approved accessory or fitting must be of original style and mounted in the original location.

Neatness and condition of dash including "correct mirror" image of dash conversion plus condition of glove box door, original size and type compartment, latch and retainer if fitted.

Dash hardware, steering column and steering wheel assembly must be of the original type, style and finish and mounted correctly in the LH drive location or RH drive location if converted

Steering column must match the colour of the dash.

Woodgrain wheel available with all interiors in 1965, '66, '67 (No real wood steering wheels, except Shelby)

#### Door Scuff Plate Decals:

1964 1/2 - 1967 Early	Black
1967 Late	Blue
1968 - 1973	Blue

#### Radio:

Must be genuine Ford and correct for the model and year of car. Unit names may be other than FORD and may vary. The dial face on 1964 1/2 - 1966 may begin with either a 5 or 6.

1964 1/2	AM radio only
1965 - 66	may be <b><i>AM or</i></b> AM/FM
1967	may be <b><i>AM or</i></b> AM/FM not stereo
1968 - 1973	may be <b><i>AM or</i></b> AM/FM stereo and must have correct door speakers
1966 - 1973	may be AM-8 Track.
<b><i><u>1966 - 1973</u></i></b>	<b><i><u>AM-8 Track with door speakers only.</u></i></b>

#### Rally Pac:

<b><i><u>1964 1/2 - 1965</u></i></b>	<b><i><u>Early Style</u></i></b>
<b><i><u>1965</u></i></b>	<b><i><u>GT &amp; Deluxe Interior - could have low profile unit</u></i></b>
<b><i><u>1966</u></i></b>	<b><i><u>All Low Profile Unit</u></i></b>
<b><i><u>1965 - 66</u></i></b>	<b><i><u>HiPo 8K Tach</u></i></b>

# MUSTANG OWNERS CLUB AUSTRALIA INC.



## Nationals/Concours Guidelines & Rules

### INTERIOR (Cont)

General appearance, condition and originality of windscreen trim, inside mirror, top latches, visor and visor brackets must be of the proper style, type, finish and mounted in the original location for the year and model.

1964 1/2 - 1965	Rocker type inside day/night
1965 - 1966	Twist type inside day/night
1967	Twist type or Flip type colour keyed to interior
1968 - 73	Flip tab colour keyed to interior.

General appearance, condition and neatness of the pedal assembly, operation and type, foot emergency brake assembly 1969 - 73 only, dip switch plus under dash area including heater and wiring loom etc.

### ENGINE - General Components

General appearance, condition, presentation and originality are a must of the engine and all components listed in this section.

For Electrical, Exhaust, Fuel System, Engine Bay and Cooling System refer separate headings.

Cylinder block, head/s, intake manifold and carburetor must be correct as designated by the VIN Plate or Door Tag / Decal. All attached components must be correct and mounted in the original location for the year and model.

Aluminium I.D. tag must be visible on intake manifold (1964 1/2 - 1972).

#### Engine block, valve covers, air cleaners etc colours are as follows:

1964 1/2

- 170 cu.in. Black block, orange-red valve cover and air cleaner.
- 260 cu.in. Black block, medium blue or orange-red valve covers & same colour air cleaner, black air intake snout and heat riser tube.
- 289 cu.in. Black block, gold air cleaner and valve covers, black air cleaner snout and heat riser tube.

1965

- 200 cu.in. Black block, blue or orange-red valve cover and same colour air cleaner.
- 289 cu.in. Black block, gold air cleaner & valve covers, black air cleaner, snout and heat riser tube.
- 289 cu.in. Hipo chrome air cleaner with black or chrome base.

1966

- 200 cu.in. Blue block, valve cover & air cleaner. Sprint option chrome air cleaner with blue base.
- 289 cu.in. Blue block, valve cover & air cleaner, snout & heat riser tube.
- 289 cu.in. Hipo chrome air cleaner with blue or chrome base.

1967 - 1968

- All engines Ford Corp. blue entirely.
- V8 engines Hipo chrome air cleaner with blue or chrome base.

1969 - 1982

- All engines Ford Corp. blue entirely.

For decal covering Valve Covers and Air Cleaners Refer Detailing Decals Section page [34-38](#)

# MUSTANG OWNERS CLUB AUSTRALIA INC.



## Nationals/Concours Guidelines & Rules

### ENGINE - General Components (Cont.)

#### Engine Component Colours are as follows:

Intake manifold, thermostat housing, water pump assembly, timing cover, oil pan, oil dipstick tube, oil dipstick handle - all must be painted the same colour as the engine block.

Fan, fan pulley, crankshaft pulley, generator bracket, alternator bracket, (1966 200 cu. in. can be blue or black), air conditioner brackets (1964 1/2 - 1970 only), York and Tecumseh air conditioner compressors must be painted semi gloss black.

Engine mount brackets, harmonic balancer, power steering brackets (1967 - 1970 only), power steering pump and bracket (except aluminium), air conditioner brackets (1971 - 1973), carburetor spacer plate may be painted either semi gloss black or natural.

The following Power Steering components are painted as noted:

#### Reservoir

1964 1/2	Semi gloss Black with natural top.
1965 - 1966	Semi gloss Black or Teal Blue.
1967 - 1969	Steel Blue <i>some Teal Blue.</i>
1970	Steel Blue some are Black.
1971-73	Steel Blue or Black.

#### Pump Housing

1964 1/2 - 1965	Eaton - Black or silver natural.
1965 - 1966	Ford - Black, natural or Teal Blue.
1967 - 1973	Ford - Natural or Black pigment.

#### Pump Assembly

1964 1/2 - 1965	Eaton - Black or silver natural.
1965 - 1966	Ford - Black with Black or natural, Teal with Teal Blue.
1967 - 1968	Ford - Steel Blue with natural or Black pigment.
1969 - 1973	Ford - Steel Blue with natural or Black pigment some Satin Black with Black pigment or painted some Satin Black with natural

Bell housing, accelerator linkage, exhaust manifold/s (with engine colour overspray), manifold locks, distributor, distributor hold-down bracket, alternator and generator spacers, power steering spacer where used, 1964 1/2 - 1965 Eaton pump (silver) are natural. Note "Natural paint" may be used so long as the part retains its original appearance.

#### Oil Filter:

Must be Ford type (lower twin ribbed body) and will be engine Black or Blue in colour or as follows:

1964 1/2 - 1965	Factory - Black.
1966 - 1973	Factory - Blue.
1964 1/2 - 1966	Rotunda Red (incl 6000 mile) or Gold.
1967 - 1971	Autolite White
1972 - up	Motorcraft White.

#### Engine Mounts:

<u>1965 K Code</u>	<u>Round (Dough Nut) Style mount.</u>
<u>1966 K Code</u>	<u>Normal style V8 mount.</u>

# MUSTANG OWNERS CLUB AUSTRALIA INC.



## Nationals/Concours Guidelines & Rules

### ENGINE - Electrical

#### Battery:

General appearance and condition of any plain black cased battery may be used but must have round terminals and round vent caps as original or round terminals and flat vent caps complete with the add on "Autolite Top Cover". Must be mounted in original position with appropriate carrier and attaching parts.

Original type Autolite / Motorcraft battery is required in Thoroughbred class.

1964 1/2 - 1971	Autolite ( <u>Group 22 or 24</u> )
1972 - up	Motorcraft

#### Battery Cables:

Battery positive cable is red except 1964 1/2 with correct Ford stamped numbers. Must have original mounting bracket.

1964 1/2 - <u>1965</u>	<u>FoMoCo - Black without Terminal Cover</u>
1965 - 1966	<u>FoMoCo - Red with Terminal Cover mainly 1965</u>
1967 - 1971	Autolite (except big block 1968 - 1970)
1968 - 1970	Big block may have a paper tag
1972 - up	Motorcraft.

Deflector Shield on positive post 1965 ~ shield optional on 1966.

#### Starter and Generator / Alternator:

Starter and generator (if fitted) must be painted semi gloss black. Alternator (if fitted) must be natural aluminum colour.

1964 1/2	Generator fan is semi gloss black.
1964 1/2	Alternator fan is black
<u>1965 - 1966</u>	Alternator fan is <u>black or Zinc Dichromate</u>
1967 - up	Alternator fan is Natural
1964 1/2	must have correct shield, except HIPO which has no shield.
1964 1/2	with air is acceptable with or without shield.
<u>1965</u>	<u>Alternator Spacer - Black Anodized</u>
<u>1966</u>	<u>Alternator Spacer - Gold</u>

#### Starter Cables:

Starter and battery ground cables must be black and routed in original position.

1964 1/2 - 1966	FoMoCo
1967 - 1971	Autolite
1972 - up	Motorcraft

#### Starter Solenoid:

Starter solenoid must be Ford with correct Ford number and mounted in original location.

1964 1/2 - <u>1965</u>	<u>FoMoCo - Black or Brown</u>
<u>1966 some</u>	<u>FoMoCo - Black</u>
1966 - 1971	Autolite
1972 - up	Motorcraft

# MUSTANG OWNERS CLUB AUSTRALIA INC.



## Nationals/Concours Guidelines & Rules

### ENGINE - Electrical (Cont.)

#### Voltage Regulator:

Voltage regulator must be a non-electronic type and be of proper design to suit the model it is fitted to.

1964 1/2 - 1965	FoMoCo Black
1966 - 1967	Autolite Black with silver text
1968 - 1970	Autolite Blue with yellow text (to 4/70)
1970 - 1971	Autolite Blue with silver text (5/70-on)
1972 - 73	Motorcraft Blue with yellow text

#### Distributor, Distributor Cap, Spark Plugs and Spark Plug Wires:

Distributor must be of proper design, finish and be correct for year and model. Note for 1964 1/2 models the distributor must have an oiler. **Branding FoMoCo, Autolite, Motorcraft.**

Distributor cap must be genuine Ford, Black plastic as follows:

1964 1/2 - 1965	Plain black
1966	Plain black or black Autolite
1967 - 1971	Black Autolite
1972 - up	Motorcraft

Spark plug wires must be properly routed with correct attaching brackets and will be marked as follows:

1964 1/2 - 1966	FoMoCo or Autolite, black with black or orange boots
1967 - 1971	Autolite with black or orange boots
1972 - up	Motorcraft

**NOTE:** Not all Autolite wires are printed with Autolite. Some may only be on the boot.

#### Coil:

Must be genuine Ford, mounted in the correct location with correct mounting bracket. Must have a yellow ceramic top. Bracket will be either painted black or natural colour **(Phosphate & Oil).**

1964 1/2 - 1966	Will be either FoMoCo or Autolite
1967 - 1971	Autolite
1971 - up	Motorcraft

#### Feed Wiring Loom:

Must be of the proper gauge and colour code, black plastic wrapping must be as original with ID part number tag, mounted in the original location with 2 or 3 (depending on the engine) proper attaching clips.

### ENGINE - Exhaust

General appearance, condition, presentation and originality of manifolds, gaskets, engine pipes, mufflers, tail pipes, tips, clamps, mountings, brackets and hangers, quietness of exhaust, clearance and cleanliness.

Extractors will incur a point's deduction with the exception of 1965 - 1966 Shelby GT350.

Exhaust system may be of local manufacture and need not be exactly the same as the original exhaust system. But, the exhaust system must be very similar in style to the original including brackets, hangers and mounts & after fitting must maintain sufficient ground clearance as original. For Thoroughbred Class original type of exhaust system including brackets, hangers and mounts must be fitted.

# MUSTANG OWNERS CLUB AUSTRALIA INC.



## Nationals/Concours Guidelines & Rules

### ENGINE - Exhaust (Cont.)

Excessive noisy exhaust will incur a point's deduction.  
Exhaust pipe tip/s or extension/s should be correct for original model year.  
If extension/s are not fitted, exhaust should exit rear bumper bar.  
Engine and tail pipe/s must be "natural" finish steel or aluminised. No stainless steel permitted.  
Exhaust Manifold/s must be natural colour or natural paint some times with engine colour overspray.

Lock tabs

1964 1/2	are required
1965 - 1966	are optional
1967 - 1973	are NOT used

### ENGINE - Fuel System

General appearance, condition, presentation and originality are a must for Carburetor/s, Lines, Air Cleaner, Fuel Pump, Fuel Tank.

#### Carburetor:

Must be of proper type for year and engine. Holley Carburetors allowed only if fitted as original equipment and of the original type. I.D. tag should be attached to the carburetor.

Linkage may be original or cable to suit R.H.D. conversion. If unconverted (L.H.D.) linkage must be of original type.

***A Dash Pot is fitted to all V8 auto's***

#### Air Cleaner:

Must be the correct type with all attached fittings for a particular model and engine.

Must be painted correct colour along with the fittings, with correct air cleaner decal and air filter - Refer ENGINE - General Components Section **refer page 20** for correct colour, also refer Detailing Decals Section **refer pages 34-38.**

1964 1/2 - 66 289	May or may not have "FRONT" decal on air cleaner.
-------------------	---

#### Fuel Pump:

1964 1/2 - 73 6 cyl	Autolite, AC or Carter is acceptable.
1964 1/2 - 73 V8	Carter only.
1974 - up	All Motorcraft, must be original design, finish and location.

#### Fuel Lines:

Rigid lines must be of original configuration, finish and in the original location with the proper original type attaching parts. Fuel line routing either front or rear of distributor.

Rubber hoses must be black & have original **Gas** Factory markings. Hose clamps must be of original type.

#### Fuel Tank:

Must be of original type and finish (Galvanised) or maybe **fully undercoated**. (Refer Underbody General section page **29**)

1964 1/2 - 1968	Must have drain plug
1969	Optional drain plug
1970 - 1973	Deleted drain plug

***1972 - 1973 Fuel Tank could be Galvanised or undercoated***



# MUSTANG OWNERS CLUB AUSTRALIA INC.



## Nationals/Concours Guidelines & Rules

### ENGINE - Bay

General appearance, condition, presentation and originality of the firewall, inner fender panels which must be painted semi-gloss black or satin finish (not matt finish), 1974 up same colour as body. Underside of hood painted same colour as car, except Shelby's which could be semi-gloss black. The firewall may have undercoating at various places. **Refer Detailing Decals Section pages [34-38](#).**

#### Hood Hinges and Springs:

Left a natural colour or phosphate and oil, except 1964 1/2 black or natural, springs may be natural or black.

#### Horns:

Must be of original design and mounted in original location with proper mounting brackets. Must be black. 1965 has no Guide tab/Un-notched.

#### Windshield Washer Assembly and Components:

General appearance, condition and originality of the windshield washer assembly, windshield washer reservoir assembly, mounting bracket, hoses and pump must be of original type and finish and mounted in the original locations;

1964 1/2 - 1965	Black bag FoMoCo with white print and screw lid
1966	Black bag FoMoCo with white print and flip lid
1967 to 3/67	Black bag Ford with gold print and flip lid
1967 from 3/67	Moulded plastic reservoir
1968 - 73	Moulded plastic reservoir

#### Bolts:

Mudguard bolts must be of original colour and style as follows.,

1964 1/2 - 1967	Correct natural finish - phosphate and oil
1968 - 1970	Clear cadmium - silver
1971 - 1973	Gold cadmium or zinc dichromate - yellow and silver

Star washers, disc washers or combination thereof are acceptable. Inner fender bolts are as follows;

1964 1/2 - 1967	Semi-gloss black or correct natural finish phosphate and oil.
1968 - 1970	Clear cadmium - silver
1971 - 1973	Gold cadmium or zinc dichromate - yellow or silver.

All inner guard bolts may be installed in either direction, but all must be consistent, except 1971 - 1973.

### ENGINE - Cooling System

General appearance, condition, presentation and originality of the all the components listed below.

#### Radiator:

Must be Ford type painted semi-gloss black and be of proper core thickness with black rubber overflow tube of ribbed or non ribbed type.

1964 1/2 - 1966	with air conditioned must have fan shroud fitted on radiator.
1967 - 1973	with air conditioning and big blocks must have fan shroud fitted on radiator.

# MUSTANG OWNERS CLUB AUSTRALIA INC.



## Nationals/Concours Guidelines & Rules

### ENGINE - Cooling System (Cont.)

#### Radiator Hoses / Clamps:

Radiator hoses must be of moulded rubber hose of original size and configuration and marked as follows;

1964 1/2 - 1967	FoMoCo
1968 - 1971	FoMoCo or Autolite
1972 - up	Motorcraft
1964 1/2 - 1968	Pedestal hose clamps
1968 some late	Wire band hose clamps
1969 - 1973	Wire band hose clamps

#### Radiator Caps:

1964 1/2 - 1965	S.M.Co. or AC - zinc
1966	S.M.Co. - zinc
1967 - 1968	Autolite - zinc or chrome
1969 - 1971	Autolite - zinc or chrome
1972 - up	Motorcraft - zinc

#### Pressure Release Radiator Caps:

Appropriate pressure release caps may be used;

1964 1/2 - 1965	Rotunda or FoMoCo
1966	FoMoCo or Autolite
1967 - 1971	Autolite
1972 - up	Motorcraft.

#### Heater Hoses / Clamps:

Must be black ribbed style with white, red or yellow stripe.

1967 - 1971	May be orange or yellow stripe with Autolite logo.
1972 - 1973	Yellow with Motorcraft logo.
1967 - 1971	Pedestal hose clamps.
1972 - 1973	Worm drive hose clamps.

# MUSTANG OWNERS CLUB AUSTRALIA INC.



## Nationals/Concours Guidelines & Rules

### BOOT

General appearance, condition, presentation and originality of the boot compartment in general.

Refer Detailing Decals Section page [38](#).

#### Boot Mat, Trunk Insert and Wheelhouse Seam Cover:

Must be of proper style and type of material as original for the year of car and mounted in the original location as follows;

1964 1/2	Speckled, stitched mat with burtex backing or grey plaid design moulded rubber.
1965	Grey plaid with burtex backing or moulded rubber.
1966	Grey plaid moulded rubber,
1967	Grey plaid stitched with burtex backing.
1968 - 1970	Grey spatter design with burtex backing or grey felt.
1971 - 1973	Dark Grey spatter paint no mat.
1971 - 1973	Grande model Solid grey cloth, optional in coupes and convertibles.

**Note:** Spatter paint on 1971 - 1973 models, is on the galvanised plugs in boot and on the fuel filler boot.

1965 - 1970	Trunk insert LH side only
1964 1/2 - 1970	Wheelhouse seam cover LH side only (luggage guard plastic strip) - black plastic

#### Boot Mat Underlay:

1964 1/2 - 1966	Convertibles only and was optional.
1967 - 1970	All cars with mats have boot mat underlay.

#### Tail Light Body, Fuel Filler Neck, Boot Latch and Striker etc:

All above components must be of the original design and finish - silver zinc.

Boot lid bolts painted body colour, latch and stricker bolts clear cadmium - silver, fuel filler neck, filler hose, wire type clamps al natural. Wiring loom must be in cloth type wrapping as original with ID part number tag.

1964 1/2 - 1966	Tail light body must have proper connections for year.
1967 - 1968	Tail light body stud protective tip - grey plastic
1964 1/2 - 1966	Must have convertible well liner springs - <b>Black</b> .

#### Spare Wheel and Tyre:

Spare wheel/tyre must be of correct finish, proper type, same size, brand and tread pattern as fitted to the road wheels and correct for year and model except in some cases for cars equipped with optional wheels. Spare **& jack** to be mounted in the correct location with clamping parts of the original style and finish.

Cars equipped with optional wheels, S/S or alloy may have standard wheel (see above), optional wheel or Space-saver as a spare. Space-saver is optional **for** 1968, required **for** 1969 - 1973. Space-saver requires inflator bottle. Felt mat between jack and tyre for Space-saver and Magnum steel wheels only.

Styled steel wheels require special hold-down plates with or without tabs. Tabs must be mounted down inside wheel opening not in the up position.

# MUSTANG OWNERS CLUB AUSTRALIA INC.



## Nationals/Concours Guidelines & Rules

### BOOT (Cont.)

#### Jack Assembly and Lug Wrench:

Must be of original style and finish and mounted in the original location

1965 - 1973	Scissor Jack
1964 1/2 - 1967	Ratchet type wrench
1968 - 1973	Flip open wrench
1964 1/2	Jack should be installed according to the owners manual.
1964 1/2	Jack instruction sheet optional.

### WHEELS, TYRES and TRIMS

General appearance, condition, presentation and originality of wheels, trims, tyres (tread, both side walls), wear pattern, no bubbles, splits or abrasion.

Check adequate clearance. Matching size, tread pattern of tyres, wheels, hub caps, lug nuts and washers.

Any make of tyre may be used except for Thoroughbred class which should have original type tyres or reproductions.

Valve stems must be matching and caps fitted. Chrome caps and bolt on valve stems will incur a point's deduction.

Wheels must be the proper size and style correct for the year and make of car. Wheels are painted black with the exception of cars fitted with small hubcaps, which are painted body colour. Styled steel wheels must be correct for year of car and have correct proper colour centre cap inserts. No styled steel wheels available on 1964 1/2 models.

1966 models through December 1st 1965 may have 1965 styled steel wheels as original equipment (carry-over item).

Hubcaps must be the proper style for the year of the car.

### BODY ORIGINALITY

The items listed in this section are only marked on originality. This is done because in most cases the Judges for Exterior Body, Paint and Fittings are not up to speed with the originality of these items listed.

Grille and Badge, Body Badges, Nameplates, Emblems, Antenna, Over-Riders, Petrol Cap, Petrol Splash Guard, Exterior Mirrors, Stripes and Mouldings, Non Factory fitted Accessories.

#### Tail Lamp Bezels and rear quarter Reflector:

1967	Chrome bezel
1968	Chrome bezel with black insert
1968	Indented rear side reflector early to 15/2/68
1968	Raised rear side reflector early from 15/2/68

#### Grille

1965

Charcoal Blue colour.

1966-68

Low Gloss Black / Semi - Flat or Satin.

#### Composite rubber Petrol Splash Guard

Should be fitted below rear Bumper Bar of 1967 to 1970 - except Shelby.

For more information covering some of the above - Refer page [18](#).

# MUSTANG OWNERS CLUB AUSTRALIA INC.



## Nationals/Concours Guidelines & Rules

### UNDERBODY

#### General:

General appearance, condition, presentation and originality of floor pans, rails, inner mudguard and wheelhouse panels must be clean and free from oil, grease and mud. No rust, dents or cracks.

If undercoated, everything must be covered with the exception of the drive shaft, transmission, rear-end housing, exhaust pipes, muffler/s, springs and plates.

On non undercoated cars, undercarriage must be painted either red oxide, dark grey or black. Depending on the model and factory.

**Petrol tank** may be fully undercoated or may have undercoat overspray around the leading (front) edge and two sides, but must show some evidence of overspray.

Sound deadener may be sprayed in the driveline tunnel, feathering towards the rocker panel.

Rear wheel housings must be blacked out with sound deadener. Body colour overspray is acceptable over the sound deadener.

Front fender, topside and splash guards may be blacked out with sound deadener. Inner fenders, wheelside, COULD show a blending of either body colour with sound deadener overspray.

Lower pinch welds should be black or could be body colour if dark colour depending on the factory.

Convertible plate is either black or natural, must be undercoated if car is undercoated.

#### Front and Rear Suspension:

General appearance, condition, presentation and originality of shock absorbers, springs, no sag, steering box, ball joints, linkages, power steering hoses, spring tower measurements correct, 65 - 70 models, split pins or lock wire installation.

Steering box should preferably be on the inside of frame rail. If not check that steering geometry is properly maintained. Rack & Pinion is not original and will incur a points deduction.

Any brand of hydraulic oil shock absorbers acceptable, gas shock absorbers only if OEM for the model, pump up - air shock absorbers NOT acceptable. Front and rear shock absorbers must be of a matching type and brand.

In Thoroughbred Class shock absorbers must be as follows;

1965 - 1968 Shelby Colour - Koni may have either colour

**1968** *Shelby some fitted with Gabriel adjustable front shocks white with Shelby type decal.*

**1969 - 70** *Shelby fitted with Gabriel adjustable front/rear shocks white with Shelby style decal.*

All others Colour - Black and or Blue

Ford brand FoMoCo, Autolite or Motorcraft

Differential housing must be painted semi-gloss black. Removable diff. Centre must be red oxide. Springs and attachments finish natural or natural paint.

# MUSTANG OWNERS CLUB AUSTRALIA INC.



## Nationals/Concours Guidelines & Rules

### UNDERBODY (Cont.)

#### Front and Rear Brakes:

General appearance, condition, presentation and originality of master cylinder, booster, brakes, hoses, firm pedal, hand brake operation, linkage and cables all correct.

1965 - 1967 models fitted with front disc brakes must be original "Kelsey Hayes" 4 piston type. If not will incur point's deduction.

**It should also be noted that from 1968 on, all brakes should be of original type other wise you will incur point's deduction.**

#### Drive Shaft:

General appearance, condition and presentation of the original type, no grease fitting and finish natural or natural paint.

#### Transmission:

General appearance, condition and presentation of the original type Mustang transmission correct for year of car according to VIN Plate or Door Tag / Decal. Exterior surface of transmission must be natural except for export model. T-5 manual transmissions were red oxide or green. T-5 automatics were natural aluminium.

Inspection plates will be black, blue or natural according to application.

Filler tubes are as follows;

1964 1/2 - 1970	6 cylinder, V8 except 428 cu. in	Black
1968 - 1969	428 cu. in	Yellow
1970	428 cu. in CJ	Pink
1971 - 1973	6 cylinder, V8	Black or Natural

Transmission cross balance support may be black or natural.

## GUIDELINES FOR POINTS DEDUCTIONS

### Thoroughbred / Original Classes only covering years 1964 1/2 to 1973;

These deductions are listed as they appear, section by section, on the Score Sheets.

#### Engine Bay Section;

Check Black Paint on Aprons and Firewall etc - If Gloss Paint	Deduct	20 Points
Engine does not agree with VIN Plate/Door Tag/Decal (i.e. V8 for 6 Cyl - Windsor for Cleveland)	Deduct	40 Points
Heads if incorrect type for Model and / or Year (i.e. not cast iron type when the should be)	Deduct	20 Points

**For Boss 1969 to 1971, which has a replacement engine and you have dealership or appropriate paperwork verifying the installation of a correct replacement engine this paperwork must be made available prior to judging.**

#### Interior Section;

Trim Style and / or Noticeable Colour Change to VIN Plate/Door Tag/Decal	Deduct	20 Points
--	--------	-----------

# MUSTANG OWNERS CLUB AUSTRALIA INC.



## Nationals/Concours Guidelines & Rules

### GUIDELINES FOR POINTS DEDUCTIONS (Cont)

**Thoroughbred / Original Classes only covering years 1964 1/2 to 1973; (Cont.)**

**Underbody Section;**

If Discs fitted to 65, 66, 67 and are <b>NOT</b> Kelsey Hayes 4 Piston Calipers	Deduct 10 Points
Transmission does not agree with VIN Plate/Door Tag/Decal	Deduct 100 Points
Differential does not agree with VIN Plate/Door Tag/Decal	Deduct 20 Points

**Body - Originality Section;**

Stripes / Decals incorrect for Model and / or Year (may it be Decals or Painted On)	Deduct 20 Points
Apron ID Stamping does not agree with VIN Plate/Door Tag/Decal	Deduct 20 Points
If any VIN Plate is MISSING or ILLEGIBLE	Deduct 20 Points
If any Door Tag / Decal is MISSING or ILLEGIBLE	Deduct 20 Points
Body does not agree with VIN Plate/Door Tag/Decal (ie: Convertible with Coupe Number)	Deduct 100 Points
Colour Total and/or Noticeable Colour Change to VIN Plate/Door Tag/Decal	Deduct 100 Points
Number Plates Incorrectly Displayed or Missing	Deduct 5 Points <i>ea</i>
Club Plate Label (NSW & VIC ONLY) Incorrectly Displayed or Missing	Deduct 5 Points <i>ea</i>

**Thoroughbred / Original Classes only covering years 1986 to 1998 (Fox Body & SN95);**

These deductions are listed as they appear, section by section, on the Score Sheets.

**Engine Bay Section;**

IF ANY Conversion/ADR Plate or Decal is MISSING or ILLEGIBLE	Deduct 20 Points
--	------------------

**Interior Section;**

Trim style & / or colour does not agree with VIN Plate/Door Tag/Decal	Deduct 20 Points
---	------------------

**Underbody Section;**

Discs brakes must be of original type if not	Deduct 10 Points
Transmission does not agree with VIN Plate/Door Tag/Decal	Deduct 100 Points
Differential does not agree with VIN Plate/Door Tag/Decal	Deduct 20 Points

**Body - Originality Section;**

Stripes / Decals incorrect for Model or Year (may it be Decals or Painted On)	Deduct 20 Points
If any VIN Plate is MISSING or ILLEGIBLE	Deduct 20 Points
If any Door Tag/Decal is MISSING or ILLEGIBLE	Deduct 20 Points
Colour Total and/or Noticeable Colour Change to VIN Plate/Door Tag/Decal	Deduct 100 Points
Number Plates Incorrectly Displayed or Missing	Deduct 5 Points <i>ea</i>
Club Plate Label (NSW & VIC ONLY) Incorrectly Displayed or Missing	Deduct 5 Points <i>ea</i>

# MUSTANG OWNERS CLUB AUSTRALIA INC.



## Nationals/Concours Guidelines & Rules

### GUIDELINES FOR POINTS DEDUCTIONS (Cont)

**Thoroughbred / Original Classes only covers years 1999 to 2004 (SN95 New Edge);**

These deductions are listed as they appear, section by section, on the Score Sheets.

#### Engine Bay Section;

IF ANY Conversion/ADR Plate or Decal is MISSING or ILLEGIBLE Deduct 20 Points

#### Underbody Section;

Transmission does not agree with VIN Plate/Door Tag/Decal Deduct 100 Points

#### Body - Originality Section;

Stripes / Decals incorrect for Model or Year (may it be Decals or Painted On) Deduct 20 Points

If any VIN Plate is MISSING or ILLEGIBLE Deduct 20 Points

If any Door Tag/Decal is MISSING or ILLEGIBLE Deduct 20 Points

Colour Total and/or Noticeable Colour Change to VIN Plate/Door Tag/Decal Deduct 100 Points

Number Plates Incorrectly Displayed or Missing Deduct 5 Points *ea*

Club Plate Label (NSW & VIC ONLY) Incorrectly Displayed or Missing Deduct 5 Points *ea*

**Thoroughbred / Original Classes only covers years 2005 to 2014 (S197);**

These deductions are listed as they appear, section by section, on the Score Sheets.

#### Engine Bay Section;

IF ANY Conversion/ADR Plate or Decal is MISSING or ILLEGIBLE Deduct 20 Points

#### Underbody Section;

Transmission does not agree with VIN Plate/Door Tag/Decal Deduct 100 Points

#### Body - Originality Section;

Stripes / Decals incorrect for Model or Year (may it be Decals or Painted On) Deduct 20 Points

If any VIN Plate is MISSING or ILLEGIBLE Deduct 20 Points

If any Door Tag/Decal is MISSING or ILLEGIBLE Deduct 20 Points

Colour Total and/or Noticeable Colour Change to VIN Plate/Door Tag/Decal Deduct 100 Points

Number Plates Incorrectly Displayed or Missing Deduct 5 Points *ea*

Club Plate Label (NSW & VIC ONLY) Incorrectly Displayed or Missing Deduct 5 Points *ea*

**Modified & *Resto Mod* Classes only covers ALL years;**

These deductions are listed as they appear, on the last page of the Score Sheets.

If any VIN Plate is MISSING or ILLEGIBLE Deduct 10 Points

Number Plates - Incorrectly Displayed or Missing Deduct 5 Points *ea*

If unapproved "Racing" tyres fitted Deduct 5 Points

Excessive noisy exhaust Deduct 5 Points

Club Plate Label (NSW & VIC ONLY) Incorrectly Displayed or Missing Deduct 5 Points *ea*

All the above deductions depend on what is required by your state RWC rules!



# MUSTANG OWNERS CLUB AUSTRALIA INC.



## Nationals/Concours Guidelines & Rules

### GUIDELINE FOR SCORE POINT DEDUCTIONS

#### Thoroughbred / Original Class only covering 1964 1/2 - 1998:

**Note: The following are some examples ONLY of possible points deductions and may not be followed explicitly by the judges concerned on the day.**

#### **ENGINE ITEM**

	<b>Deduction</b>
Exhaust manifold painted (must be natural)	2 Points
Extractors (Note - okay on 1966 Shelby GT350)	8 Points
Valve cover (non - original Ford / non matching or Cobra)	2 Points
Inlet manifold incorrect Ford or non original Ford	4 Points
Air cleaner incorrect type for model year	4 Points
Air cleaner hold down nut not correct (non original)	1 Point
Spark plug wiring (not original type or colour)	2 Points
Distributor - non original ( <b><i>FoMoCo/Autolite/Motorcraft</i></b> )	4 Points
Coil (non original)	1 Point
Oil cap, dipstick (non original)	1 Point ea
Engine bay decals, additional or missing	1 Point ea
Additional non stock horns, relays, wires/switches, brackets	1 Point ea
Battery Leads, Clamps	2 Points
Oil Filter	1 Point

#### **INTERIOR**

	<b>Deduction</b>
Seats Front - Non original/not matching material	10 Points
Seats Rear - Non original/not matching material	10 Points
Console not original e.g. Falcon, etc.	10 Points
Dash pad recovered or "Cover up" Speaker Grille	5 Points
Steering wheel not original	15 Points
Incorrect / addition radio, stereo, CB or Air Conditioner	5 Points ea
Incorrect / additional speakers	4 Points
Steering Wheel Hub cracked (1965 - 1966)	3 Points
Glove box reduced in size and / or missing	2 Points
Incorrect / additional interior lights, switches, knobs, instruments	2 Points ea
Hand Brake handle incorrect	2 Points
Incorrect / additional interior name plate / emblems/decals	2 Points

#### **UNDERBODY**

	<b>Deduction</b>
Gas shock absorbers where not factory option	5 Points p/pair
Painted fuel tank <b><i>- 1964 1/2 to 1971</i></b>	5 Points
Painted fuel tank <b><i>- 1972 &amp; 1973 are painted</i></b>	<b><i>no deduction</i></b>
Noisy Exhaust	5 Points

#### **BODY ORIGINAL**

	<b>Deduction</b>
Exterior mirror not original	5 Points ea
Antenna not original	2 Points

# MUSTANG OWNERS CLUB AUSTRALIA INC.



## Nationals/Concours Guidelines & Rules

### DETAILING DECALS

**Please Note: All dates mentioned in this section - Detailing Decals pages 34 through 36 - are expressed the American way i.e. Month/Day/Year.**

#### Air Cleaner:

1964½	Air cleaner "Front" decal DF150	1969	Air cleaner "Front" decal DF150
1964½	Air cleaner decal 170 DF95	1969	Air cleaner decal 200 C80E-9C611-A
1964½	Air cleaner decal 260 DF45	1969	Air cleaner decal 250 C90E-9C611-A
1964½	Air cleaner decal 289-4V C50F9638-B	1969	Air cleaner decal 302-2V C8AF-9C511-B
1964½	Air cleaner decal 289 Hi-Performance C50E-9638-A	1969	Air cleaner decal 302-2V C9AF-9C611-C
1964½	Air cleaner Autolite spark plug decal V8 DF160	1969	Air cleaner decal 302 High-Performance DF321
1964½	Air cleaner Autolite spark plug decal 6-cyl C2AF-2A400-A	1969	Air cleaner decal Boss 302 DF162
1964½	Air cleaner Service instruction decal V8 DF83	1969	Air cleaner decal 351-2V C9AF-9C611-C
1964½	Air cleaner Service instruction decal 6-cyl C5ZZ-9600-W	1969	Air cleaner decal 351-4V Premium fuel DF63
1964½	Air cleaner Crankcase vent decal C1AE-6A720-A	1969	Air cleaner decal 351 Ram (Shelby) DF179
1965	Air cleaner "Front" decal DF150	1969	Air cleaner decal 390-2V Premium fuel C8AF-9C611-C
1965	Air cleaner decal 200 DF59	1969	Air cleaner decal 428-4V Premium fuel C8AF-9C611-D
1965	Air cleaner decal 289 C5ZF-9638-A	1969	Air cleaner decal Cobra jet ram air (Shelby) S9MS-9C611A
1965	Air cleaner decal 289-4V Premium fuel C5ZF9638-D	1969	Air cleaner decal Autolite replacement parts DF325
1965	Air cleaner decal 289-4V Hi-Performance C50E-9638-A	1969	Air cleaner decal Autolite replacement parts 200 C8ZF-9600A
1965	Air cleaner Autolite spark plug decal V8 DF160	1969	Air cleaner decal Autolite replacement parts 250 C9ZF-9600C
1965	Air cleaner Autolite spark plug decal 6-cyl C2AF-2A400-A	1969	Autolite replacement parts decal Boss 302 non ram air before 17/2/69 C80E-9600-C
1965	Air cleaner service instruction decal 6-cyl C5ZZ-9600-W	1969	Autolite replacement parts decal 428 non ram air before 17/2/69 C80E-9600-C
1965	Air cleaner Crankcase vent decal C1AE-6A720-A	1969	Autolite replacement parts decal 428CJ Ram air C9ZF-9600F
1966	Air cleaner "Front" decal DF150	1969	Autolite replacement parts decal Shelby GT500 C9ZF-9600-B
1966	Air cleaner decal 200 DF59	1969	Air cleaner service instruction decal GT390 Ram C9ZF-9600J
1966	Air cleaner decal 200 Sprint DF171	1970	Air cleaner "Front" decal DF150
1966	Air cleaner decal 289-2V C5ZF-9638-A	1970	Air cleaner decal 200 D0ZF-9C611-D
1966	Air cleaner decal 289-4V Premium fuel C5ZF-9638-D	1970	Air cleaner decal 200 D0OF-9C611-C
1966	Air cleaner decal 289-4V Hi-Performance C50E-9638-A	1970	Air cleaner decal 302-2V Regular fuel D0AF-9C611-B
1966	Air cleaner Autolite spark plug decal V8 DF160	1970	Air cleaner decal 302-4V Premium fuel D0AF-9C611-C
1966	Air cleaner Autolite spark plug decal 6-cyl C2AF-2A400-A	1970	Air cleaner decal Boss 302 non ram D0ZF-9C611-C
1966	Air cleaner part number decal C6AF-9600-AU	1970	Air cleaner decal Boss 302 Ram air D0ZF-9C611-A
1966	Air cleaner Service instruction decal V8 DF149	1970	Air cleaner decal 351-2V Regular fuel D0AF-9C611-D
1966	Air cleaner Service instruction decal 6-cyl C5ZZ-9600-W	1970	Air cleaner decal 351-4V Premium fuel D0OF-9C611-B
1966	Air cleaner Crankcase vent decal C1AE-6A720-A	1970	Air cleaner decal 351 Ram air (Shelby) DF179
1967	Air cleaner "Front" decal DF150	1970	Air cleaner decal 428-4V Cobra jet D0ZF-9C611-B
1967	Air cleaner decal 200 DF59	1970	Air cleaner decal 428-4V Cobra jet D0ZF-9C611-F
1967	Air cleaner decal 289-2V C5ZF-9638-A	1970	Air cleaner decal Cobra jet ram air (Shelby) S9MS-9C611-B
1967	Air cleaner decal 289-4V Premium fuel C5ZF-9638-D	1970	Air cleaner decal Boss 429 Air cleaner decal D0ZF-9C611-E
1967	Air cleaner decal 289-4V Hi-Performance C50E-9638-A	1970	Air cleaner Autolite replacement parts decal DF325
1967	Cobra powered by Ford (Shelby)	1970	Air cleaner Autolite replacement parts decal 250 D0ZF-9600-B
1967	Air cleaner decal 390-4V Premium fuel C60E-9638-A	1970	Autolite replacement parts decal Boss 302 ram D0ZE-9600N
1967	Air cleaner decal 390-4V Hi-Performance DF54	1970	Autolite replacement parts decal Boss 302 non ram D0ZF-9600C
1967	Air cleaner Autolite spark plug decal V8 DF160	1970	Autolite replacement parts decal GT350 CAZF-9600-C
1967	Air cleaner Autolite spark plug decal 6-cyl C2AF-2A400-A	1970	Autolite replacement parts decal 428CJ non ram C90Z-9600-H
1967	Air cleaner part number decal C7ZF-9600-F	1970	Autolite replacement parts decal 428CJ Ram C9ZF-9600-F
1967	Air cleaner Service instruction decal V8 DF149	1970	Autolite replacement parts decal Shelby GT500 C9ZF-9600-B
1967	Air cleaner Crankcase vent decal C1AE-6A720-A	1970	Air cleaner service instruction decal 200 D0DF-9600-E
1968	Air cleaner "Front" decal DF150	1970	Air cleaner service instruction decal 302 exc Boss D0AF-9600A
1968	Air cleaner decal 200 C80E-9C611-A	1970	A/cleaner service instruction decal 351W non ram air D0OF-B
1968	Air cleaner decal Sports sprint C7ZF-9638-N	1970	A/cleaner service instruction decal 351W Ram D0OF-9600-C
1968	Air cleaner decal 289-2V C8DF9C611-B	1970	Air cleaner service instruction decal 351C non ram D0ZF-Z
1968	Air cleaner decal 302-2V C8AF-9C511-B	1970	Air cleaner service instruction decal 351C Ram air D0ZF-AA
1968	Air cleaner decal 302-4V Premium fuel DF61	1971	Air cleaner "Front" decal DF150
1968	Air cleaner decal 390-2V Premium fuel C8AF-9C611-C	1971	Air cleaner decal 200 Air cleaner decal D0OF-9C611-C
1968	Air cleaner decal 427 C5AF-9638-F	1971	Air cleaner decal 302-2V Regular fuel D0AF-9C611-B
1968	Air cleaner decal 427-4V Hi-Performance DF324	1971	Air cleaner decal 302-4V Premium fuel D0AF-9C611-C
1968	Air cleaner decal 428-4V Premium fuel C8AF-9C611-D	1971	Air cleaner decal 351-2V Regular fuel D0AF-9C611-D
1968	Autolite replacement parts decal DF325	1971	Air cleaner decal 351-4V Premium fuel D0OF-9C611-B
1968	Autolite replacement parts decal 200 C8ZF-9600-A	1971	Air cleaner decal Boss 351 Ram set 3 pc. DF260
1968	Autolite replacement parts decal 289/302 CAZF-C	1971	Air cleaner decal 429-4V Premium fuel D0AF-9C611-C
1968	Air cleaner decal 302 High-Performance DF321	1971	Air cleaner decal 429-4V Cobra jet D0OF-9C611-A
1968	Autolite replacement parts decal 390GT C7ZF-9600-F	1971	Air cleaner decal 429 Cobra jet D0OF-9C611-E
1968	Autolite parts decal Shelby GT500KR C9ZF-9600-B	1971	

# MUSTANG OWNERS CLUB AUSTRALIA INC.



## Nationals/Concours Guidelines & Rules

### DETAILING DECALS (Cont.)

#### Air Cleaner: (Cont)

1971	Air cleaner Autolite replacement parts decal DF325
1971	Autolite replacement parts decal Boss 351 D1ZF-9600-CC
1971	Air cleaner service instruction decal 250 D10E-9600-CB
1971	Air cleaner service instruction decal 302 D1AF-9600-GB
1971	Air cleaner service instruction decal 351C non ram air D1AF-9600-FC
1972	Air cleaner "Front" decal DF150
1972	Air cleaner decal 250-1V D20E-9C611-AA
1972	Air cleaner decal 302-2V Regular fuel DF584
1972	Air cleaner decal 302-4V Regular fuel D20E-9C611
1972	Air cleaner decal 351-2V Ram air regular fuel D2ZF-9C611-AA
1972	Air cleaner decal 351-2V Regular fuel D2ZF-9C611-AA
1972	Air cleaner decal 351-2V D3ZF-9C611-AA
1972	Air cleaner decal 351-4V Regular fuel D20E-9C611-BC
1972	Air cleaner decal 351-4V CJ D20E-9C611-CA
1972	Air cleaner decal 351-4V HO D2ZF-9C611-BA
1972	Air cleaner Autolite replacement parts decal DF325
1973	Air cleaner "Front" decal DF150
1973	Air cleaner decal 250-1V D30E-9C611-AA
1973	Air cleaner decal 302-2V Small D3ZF-9C611-BB
1973	Air cleaner decal 302-2V Large D3ZF-9C611-BA
1973	Air cleaner decal 351-2V Small D3ZF-9C611-AB
1973	Air cleaner decal 351-2V Large D3AF-9C611-DA
1973	Air cleaner decal 351-4V Regular fuel D30E-9C611-CA

#### Engine Compartment:

1964½	Service specification decal DF345
1965 - 66	Service specification decal DF20
1967 - 69	Service specification decal DF52
1970	Service specification decal DR346
1971	Service specification decal DF308
1964½ - 66	Oil filler cap decal 63MB-5606
1964½ - 67	Oil filter Rotunda decal C1AZ-6731-A
1964½ - 70	Oil filter Rotunda 6000 mi gold decal C1AZ-6731-A
1964½ - 72	Oil filter Autolite FL-1 decal C1AZ-6731-A
	Lube Ford 6000 mile / 6 month sticker AF-9593
1964½	Battery test OK decal DF405
1965 - 73	Battery test OK decal DF194
1964½ - 72	Autolite "Sta-Ful" battery tag DF784
1965 - 72	Autolite battery positive terminal decal
1969 - 71	Jump start instruction decal DF-4280-A
1965	Disc brake warning tag C5SA-2B182-A
1966	Disc brake cylinder decal C6AZ-19549-A
1967	Disc brake master cylinder decal C6AZ-19542-A
1964½	Coil decal FAC-12029-A
1965 - 72	Coil decal DF224
1972 - 73	Coil Motorcraft decal DF715
1965 - 73	Coil wire - (all) Fords
1969 - 70	Spark plug wire Boss 429 decal set 8 pc DF1128
1967	Alternator harness 390 decal with tach C7ZB-14305-D
1968	Alternator harness 390 decal with tach C8WB-14305-E
1968	Alternator harness V8 decal without tach C8WB-C
1968	Alternator harness decal with tach C8WB-14305-D
1969	Alternator harness decal with tach C9WB-14305-G
1969	Alternator harness decal without tach C9ZB-14305-B
1970	Alternator harness decal with tach D0WB-14305-A
1970	Alternator harness decal without tach D0WB-14305-H
1965	Engine gauge feed decal V8 C5ZB-14289-D
1969	Engine gauge feed decal Boss 302 C9ZB-14228-G
1969	Engine harness decal 351/390/428 C9ZB-D
1970	Engine gauge feed decal Boss 302 D0ZB-14228-E

1970	Engine gauge feed decal 302-2V / 351-2V C9ZB-D
1970	Engine gauge feed decal 428CJ D0AB-A
1971	Engine gauge feed decal Boss 351 D10B-14289-CB
1969	Engine gauge feed decal Boss 429 C9ZB-14228-F
1969	Park lamp wire decals pair excl Shelby C9ZB-13234A
1970	Side marker front lamp bracket decals pair
1969 - 70	Fog lamp harness decal Shelby S9MS-14L290-A
1969	Headlamp extension wire decal pair C9ZB-13234-B
1969	Headlamp harness decal without tach C9ZB-S
1969	Headlamp harness decal with tach C9ZB-M
1970	Headlamp harness decal excl Mach 1 D0ZB-L
1970	Headlamp extension wire decal pair DOZB-A
1968	Starter cable 390/428 decal C8ZF-14431-B
1970	Starter cable All decal D0OF-14431-D
1969 - 70	Convertible top jumper decal
1971 - 73	Cruise control unit decal 4 pc DF818
1969 - 70	Rev limiter Autolite decal D0ZF-12450-B
1970 - 71	Rev limiter wire tags pair
1970	Horn jumper with drag pack decal C9DB-A
1964½	Voltage regulator decal without air conditioning C2DF-A
1964½	Voltage regulator decal with air conditioning C4TF-D
1964½ - 66	Voltage regulator warning decals pair DF347
1965 - 66	Voltage regulator warning tag DF320
1965 - 66	Voltage regulator decal without air conditioning C5AF-A
1965 - 66	Voltage regulator decal with air conditioning C5TF-D
1967	Voltage regulator decal C5TF-A
1968 - 71	Voltage regulator decal High-Performance C8TF-A
68 early-70	Voltage regulator decal without air conditioning C8AF-A
68 early-70	Voltage regulator decal with air conditioning C8TF-A
70 - 71 late	Voltage regulator decal without air conditioning D0AF-A
70 - 71 late	Voltage regulator decal with air conditioning D0TF-A
1972	Voltage regulator decal without air conditioning D2AF-A
1972	Voltage regulator decal with air conditioning D2TF-A
1973	Voltage regulator decal without air conditioning D3AF-A
1973	Voltage regulator decal with air conditioning D3TF-A
1964	Generator decal C20E-10000-G
1964½	Generator warning tag DF1125
1964½	Starter decal C2AF-11001-A
1965 - 67	Starter decal small block C20A-11002-B
1967	Starter decal big block C5AF-11001-A
1970	Vacuum tree decal V8 D00A-9C490-C
1964½ - 66	Fuel pump filter decal DF280
1967 - 70	Fuel filter Autolite decal DF1123
1967 - 70	Fuel filter decal Boss 302/390/428/429 C70E-9155-A
1964½ - 66	Cooling system information decal DF250
1968 - 73	Cooling fan Caution decal C5AE-8653-A
1964½ - 70	Antifreeze FoMoCo tag DF120
1964½ - 66	Antifreeze Rotunda tag PSM115-A
1967 - 72	Antifreeze Ford tag FPM-33
1964½ - 70	Air conditioner compressor alum. tag DF351
1967 - 70	Air conditioner compressor clutch decal DF548
1964½ - 66	Air conditioner dryer decal C4AA-19959-B
1967 - 68	Air conditioner dryer decal C7ZZ-19959-A
1967 - 68	Air conditioner dryer decal C7ZA-19959-A
1969	Air conditioner dryer decal C9AA-19959-C3
1970	Air conditioner dryer decal D0AA-19959-C3
1971 - 73	Air conditioner charge decal D1ZA-19A688-AC
1970	Engine code decal 351W-2V K207A
1970	Engine code decal 351C-2V K600AG
1970	Engine code decal 351-4V manual transmission K608A
1970	Engine code decal 351-4V ram air K609A
1970	Engine code decal 428-4V manual transmission 420A
1971	Engine code decal Boss 351 K625J
1971	Engine code decal 429SCJ no air con auto trans 837J

# MUSTANG OWNERS CLUB AUSTRALIA INC.



## Nationals/Concours Guidelines & Rules

### DETAILING DECALS (Cont.)

#### Air Cleaner: (Cont)

1971	Air cleaner Autolite replacement parts decal DF325
1971	Autolite replacement parts decal Boss 351 D1ZF-9600-CC
1971	Air cleaner service instruction decal 250 D10E-9600-CB
1971	Air cleaner service instruction decal 302 D1AF-9600-GB
1971	Air cleaner service instruction decal 351C non ram air D1AF-9600-FC
1972	Air cleaner "Front" decal DF150
1972	Air cleaner decal 250-1V D20E-9C611-AA
1972	Air cleaner decal 302-2V Regular fuel DF584
1972	Air cleaner decal 302-4V Regular fuel D20E-9C611
1972	Air cleaner decal 351-2V Ram air regular fuel D2ZF-9C611-AA
1972	Air cleaner decal 351-2V Regular fuel D2ZF-9C611-AA
1972	Air cleaner decal 351-2V D3ZF-9C611-AA
1972	Air cleaner decal 351-4V Regular fuel D20E-9C611-BC
1972	Air cleaner decal 351-4V CJ D20E-9C611-CA
1972	Air cleaner decal 351-4V HO D2ZF-9C611-BA
1972	Air cleaner Autolite replacement parts decal DF325
1973	Air cleaner "Front" decal DF150
1973	Air cleaner decal 250-1V D30E-9C611-AA
1973	Air cleaner decal 302-2V Small D3ZF-9C611-BB
1973	Air cleaner decal 302-2V Large D3ZF-9C611-BA
1973	Air cleaner decal 351-2V Small D3ZF-9C611-AB
1973	Air cleaner decal 351-2V Large D3AF-9C611-DA
1973	Air cleaner decal 351-4V Regular fuel D30E-9C611-CA

#### Engine Compartment:

1964½	Service specification decal DF345
1965 - 66	Service specification decal DF20
1967 - 69	Service specification decal DF52
1970	Service specification decal DR346
1971	Service specification decal DF308
1964½ - 66	Oil filler cap decal 63MB-5606
1964½ - 67	Oil filter Rotunda decal C1AZ-6731-A
1964½ - 70	Oil filter Rotunda 6000 mi gold decal C1AZ-6731-A
1964½ - 72	Oil filter Autolite FL-1 decal C1AZ-6731-A
	Lube Ford 6000 mile / 6 month sticker AF-9593
1964½	Battery test OK decal DF405
1965 - 73	Battery test OK decal DF194
1964½ - 72	Autolite "Sta-Ful" battery tag DF784
1965 - 72	Autolite battery positive terminal decal
1969 - 71	Jump start instruction decal DF-4280-A
1965	Disc brake warning tag C5SA-2B182-A
1966	Disc brake cylinder decal C6AZ-19549-A
1967	Disc brake master cylinder decal C6AZ-19542-A
1964½	Coil decal FAC-12029-A
1965 - 72	Coil decal DF224
1972 - 73	Coil Motorcraft decal DF715
1965 - 73	Coil wire - (all) Fords
1969 - 70	Spark plug wire Boss 429 decal set 8 pc DF1128
1967	Alternator harness 390 decal with tach C7ZB-14305-D
1968	Alternator harness 390 decal with tach C8WB-14305-E
1968	Alternator harness V8 decal without tach C8WB-C
1968	Alternator harness decal with tach C8WB-14305-D
1969	Alternator harness decal with tach C9WB-14305-G
1969	Alternator harness decal without tach C9ZB-14305-B
1970	Alternator harness decal with tach D0WB-14305-A
1970	Alternator harness decal without tach D0WB-14305-H
1965	Engine gauge feed decal V8 C5ZB-14289-D
1969	Engine gauge feed decal Boss 302 C9ZB-14228-G
1969	Engine harness decal 351/390/428 C9ZB-D
1970	Engine gauge feed decal Boss 302 D0ZB-14228-E

1970	Engine gauge feed decal 302-2V / 351-2V C9ZB-D
1970	Engine gauge feed decal 428CJ D0AB-A
1971	Engine gauge feed decal Boss 351 D10B-14289-CB
1969	Engine gauge feed decal Boss 429 C9ZB-14228-F
1969	Park lamp wire decals pair excl Shelby C9ZB-1324A
1970	Side marker front lamp bracket decals pair
1969 - 70	Fog lamp harness decal Shelby S9MS-14L290-A
1969	Headlamp extension wire decal pair C9ZB-13234-B
1969	Headlamp harness decal without tach C9ZB-S
1969	Headlamp harness decal with tach C9ZB-M
1970	Headlamp harness decal excl Mach 1 D0ZB-L
1970	Headlamp extension wire decal pair D0ZB-A
1968	Starter cable 390/428 decal C8ZF-14431-B
1970	Starter cable All decal D0OF-14431-D
1969 - 70	Convertible top jumper decal
1971 - 73	Cruise control unit decal 4 pc DF818
1969 - 70	Rev limiter Autolite decal D0ZF-12450-B
1970 - 71	Rev limiter wire tags pair
1970	Horn jumper with drag pack decal C9DB-A
1964½	Voltage regulator decal without air conditioning C2DF-A
1964½	Voltage regulator decal with air conditioning C4TF-D
1964½ - 66	Voltage regulator warning decals pair DF347
1965 - 66	Voltage regulator warning tag DF320
1965 - 66	Voltage regulator decal without air conditioning C5AF-A
1965 - 66	Voltage regulator decal with air conditioning C5TF-D
1967	Voltage regulator decal C5TF-A
1968 - 71	Voltage regulator decal High-Performance C8TF-A
68 early-70	Voltage regulator decal without air conditioning C8AF-A
68 early-70	Voltage regulator decal with air conditioning C8TF-A
70 - 71 late	Voltage regulator decal without air conditioning D0AF-A
70 - 71 late	Voltage regulator decal with air conditioning D0TF-A
1972	Voltage regulator decal without air conditioning D2AF-A
1972	Voltage regulator decal with air conditioning D2TF-A
1973	Voltage regulator decal without air conditioning D3AF-A
1973	Voltage regulator decal with air conditioning D3TF-A
1964	Generator decal C20E-10000-G
1964½	Generator warning tag DF1125
1964½	Starter decal C2AF-11001-A
1965 - 67	Starter decal small block C20A-11002-B
1967	Starter decal big block C5AF-11001-A
1970	Vacuum tree decal V8 D00A-9C490-C
1964½ - 66	Fuel pump filter decal DF280
1967 - 70	Fuel filter Autolite decal DF1123
1967 - 70	Fuel filter decal Boss 302/390/428/429 C70E-9155-A
1964½ - 66	Cooling system information decal DF250
1968 - 73	Cooling fan Caution decal C5AE-8653-A
1964½ - 70	Antifreeze FoMoCo tag DF120
1964½ - 66	Antifreeze Rotunda tag PSM115-A
1967 - 72	Antifreeze Ford tag FPM-33
1964½ - 70	Air conditioner compressor alum. tag DF351
1967 - 70	Air conditioner compressor clutch decal DF548
1964½ - 66	Air conditioner dryer decal C4AA-19959-B
1967 - 68	Air conditioner dryer decal C7ZZ-19959-A
1967 - 68	Air conditioner dryer decal C7ZA-19959-A
1969	Air conditioner dryer decal C9AA-19959-C3
1970	Air conditioner dryer decal D0AA-19959-C3
1971 - 73	Air conditioner charge decal D1ZA-19A688-AC
1970	Engine code decal 351W-2V K207A
1970	Engine code decal 351C-2V K600AG
1970	Engine code decal 351-4V manual transmission K608A
1970	Engine code decal 351-4V ram air K609A
1970	Engine code decal 428-4V manual transmission 420A
1971	Engine code decal Boss 351 K625J
1971	Engine code decal 429SCJ no air con auto trans 837J

# MUSTANG OWNERS CLUB AUSTRALIA INC.



## Nationals/Concours Guidelines & Rules

### DETAILING DECALS (Cont.)

#### Engine Compartment: (Cont)

1971	Engine code decal 429CJ with air con auto trans K833K
1971	Engine code decal 429CJ no air con auto trans K833KG
1971	Engine code decal 429CJ all manual trans K834K
1971	Engine code decal 429SCJ no air con manual trans 838J
1972	Engine code decal 351C-4V "Q" code K621SG
1972	Engine code decal 351C K604S
1973	Engine code decal 351-2V K600CG
1973	Engine code decal 351C-2V with air conditioning K604CG
1973	Engine code decal 351-2V with air conditioning K600C
1973	Engine code decal 351-2V K204F
1973	Engine code decal 351-4V K620AG
1973	Engine code decal 351C-4V with or without ram air K621AG
1973	Engine code decal 351C-4V with ram air decal K620
1966-73	Paint OK decal set 4 pc DF460

#### Valve Cover:

1969 - 70	Valve cover decals Boss 302 pair D0ZE-6404-B
1969 - 70	Valve cover decals Boss 429 pair
1971	Valve cover decals Boss 351 pair

#### Emission:

1968	170/200/250/289/302-2V decal AT/MT C8DE-9C485-C
1968	390/428-4V decal AT/MT C8OE-9C485-C
1968	GT350, GT500 302/428-4V decal AT/MT S8MS-9C485-B
1968	289/302/390/428 decal AT/MT C8AE-9C485-B
1969	170/200/250/289/302-2V decal AT/MT C8DE-9C485-C
1969	Boss 302 decal D0ZE-9C485-A
1969	351-2V AT/MT decal C9OE-9C485-B
1969	390/428-4V decal AT/MT C9OE-9C485-D
1969	Early Boss 429 decal C9AE-9C485-E
1969	Boss 429 decal C9AE-9C485-D
1969	Late Boss 429 decal C9AE-9C485-C
1969	GT350 351-4V decal AT/MT S9MS-9C485-A
1969	GT500 428-4V decal AT/MT S9MS-9C485-B
1969	289/302/390/428 decal AT/MT C8AE-9C485-B
1970	200/250-1V decal AT/MT D0DE-9C485-A
1970	250-1V decal AT/MT D0ZE-9C485-D
1970	302-2V decal before 1/1/70 - AT/MT D0OE-9C485-H
1970	302-2V decal after 1/1/70 - AT/MT D0OE-9C485-D
1970	Boss 302 decal before 1/1/70 D0ZE-9C485-B
1970	Boss 302 decal after 1/1/70 D0ZE-9C485-F
1970	351-2V decal AT/MT D0AE-9C485-S
1970	351C-2V decal AT/MT D0AE-9C485-A
1970	351-2V decal after 1/1/70 - AT/MT D0AE-9C485-AH
1970	351-4V decal before 1/1/70 - AT D0AE-9C485-F
1970	351-4V decal after 1/1/70 - AT/MT D0AE-9C485-AG
1970	428-4V decal AT/MT D0OE-9C485-J
1970	Boss 429 decal C9AE-9C485-D
1970	Evaporation decal California
1970	Emission control decal California
1971	302-2V decal AT/MT D10E-9C485-EA
1971	351-2V decal AT D1AE-9C485-LA
1971	351-4V decal AT/MT D1AE-9C485-KA
1971	Boss 351 decal MT D1ZX-9C485-AA
1971	429CJ decal AT/MT D10E-9C485-CD
1971	429SCJ decal D10E-9C485-CB
1972	302-2V decal AT/MT D2OE-9C485-AB
1972	351-2V decal AT/MT D2AE-9C485-HA
1972	351-4V Early yellow decal AT D2OE-9C485-BD
1972	351-4V Late orange decal AT D2OE-9C485-BD
1972	351CJ Yellow decal AT D2OE-9C485-BD
1972	351 HO MT decal D2ZX-9C485-AA

1972	351C-4V Yellow decal AT/MT D2ZE-9C485-CA
1972	429 decal AT D2AE-9C485-EB
1973	302-2V decal AT/MT D3DE-9C485-UA
1973	351-2V decal AT D3AE-9C485-AFA
1973	351-4V decal AT/MT D3ZE-9C485-LA
1973	351-4V decal MT D3ZE-9C485-SA

#### Interior:

1965	Glove box tyre pressure decal C5ZA-1531-A
1966	Glove box tyre pressure decal C5ZA-1532-B
1965-66	Glove box tyre pressure decal red ring DF463
67 early-68	Glove box tyre pressure decal DF282
1967 - 68	Tyre pressure decal Shelby E70X15 DF158
1968 late	Tyre pressure decal door DF283
1969 early	Tyre pressure decal door C9ZA-1532-A
1969 mid	Tyre pressure decal door C9ZA-1532-B
1969 late	Tyre pressure decal door D0ZA-1532-D
1969 - 70	Tyre pressure decal Shelby E70X15 DF158
1969 - 70	Tyre pressure decal Shelby F60X15 DF137
1969 - 70	Tyre pressure decal Boss 429 door C9ZX-1532-A
1970 early	Tyre pressure decal door D0ZA-1532-E
1970 mid	Tyre pressure decal door D0ZA-1532-F
1970 late	Tyre pressure decal door D0ZA-1532-H
1971	Tyre pressure decal door D1ZA-1532-BD
1972	Tyre pressure decal door D2ZA-1532-AC
1973	Tyre pressure decal door D3ZA-1532-AB
1969	Jewel kit brake/oil/alt with tach
1970	Jewel kit brake/oil/alt with tach
1964½ - 67	Seat belt retractor instruction tag C4SB-63611A26-A
1964½ - 67	Seat belt retractor diagram instruction tag
1968 - 73	Seat belt metal insert All
1967 - 70	Seat belt decal Shelby sun visor S7MS-6360234-A
1968 - 69	Vin boarder decal All
1964½ - 73	Final inspection window decal red Mustang
1964½ - 70	Final inspection window decal green Mustang
1968	Final inspection window decal Shelby A.O. Smith
1969	Production final inspection traveler sheet AAD-7234-DBN
68 early-69	Personalized warranty card instruction sheet DF1086
1969 late	Personalized warranty card instruction sheet DF1085
1970	Ford (all) extended warranty card
1968	Warranty information sheet DF703
1964½ - 73	Convertible top latch decal Utica plant
1969	Headlight aim adaptors instruction card C9ZB-13B122-A
1968 - 71	B.F. Goodrich space saver postcard
1965 - 68	Shelby supercharge warranty card
1966	Shelby hertz competition brake dash
1966	Prismatic mirror instruction decal DF851
1964½ - 66	Sill plate decal Black DF370
1967 - 73	Sill plate decal Blue DF709
1964½ - 66	Reverberation unit decal DF651
1964½	Heater instruction tag C4DA-18A632-A
1965 - 66	Heater instruction tag C5ZA-18A632-A
1965 - 66	Windshield washer adjust tag C6ZB-17C488-A
1964½ - 69	Caution driven instruction tag C1TT-19C501-A
967 - 68	3-Speed transmission instruction tag C7ZZ-7E209-A
1970	Ignition lock sun visor instruction sleeve DF726
1969 - 71	Rim blow horn ring instruction tag C9ZF-13A875-A
1965 - 73	Detroit locker glove box decal DF429
1966 - 69	Sun visor safety precaution decal DF665
1964½ 65	Sun visor starting instruction sleeve
1966 - 73	Sun visor starting instruction sleeve

# MUSTANG OWNERS CLUB AUSTRALIA INC.



## Nationals/Concours Guidelines & Rules

### DETAILING DECALS (Cont.)

#### Trunk:

1964½ -73	Jack decal	1972 - 73	Jack instructions with comp susp. - after 2/5/72, before 3/1/73, D2ZB-CA
1965	Jack instructions C5ZB-A	1973	Jack instructions with comp susp. - after 3/1/73 D3ZB-CA
1966	Jack instructions C6ZB-C	1970	Side marker lamps decal rear pair
1967	Early jack instructions C7ZB-B	1969	Tail lamp harness decal standard C9ZB-F
1967 - 68	Late jack instructions C7ZB-D	1969	Tail lamp harness decal with trunklight C9ZB-J
1968	Jack instructions with styled wheels C8ZB-D	1969 - 70	Tail lamp wiring harness decal Shelby C9WB-M
1968 - 70	Jack instructions with space saver C8WB-B	1970	Tail lamp harness decal standard D0ZB-S
1969 - 70	Jack instructions with styled wheels C9ZB-B	1970	Tail lamp body decals pair
1969 - 70	Jack instructions with regular wheels C9ZB-C	1969	Back up lamp harness decal M/T C9ZB-15520-A
1969 - 70	Jack instructions with styled wheels C9ZB-B	1970	Back up lamp switch wire decal M/T D0ZB-S
1971	Jack instructions convertible D1ZB-CE	1968 - 73	Space saver tire warning decal L-100A
1971	Jack instructions fastback/coupe - before 4/5/71 D1ZB-AD	1968 - 70	Space saver boot lid instruction decal C8WA-1532-E
1971 - 73	Jack instructions fastback/coupe - after 4/5/71, before 3/1/73 D1ZB-AD	1968	Space saver bottle decal C8WA-19F514-A
1973	Jack instructions fastback/coupe - after 3/1/73 D3ZB-AA	1969	Space saver bottle decal C9WA-19F514-A
1972	Jack instructions convertible D2ZB-DA	1970	Space saver bottle decal DOZA-19F514-A
1973	Jack instructions convertible D3ZB-BA	1971 - 72	Space saver bottle decal D1ZA-19F514-A
1971	Jack instructions with comp susp. - before 4/5/71 D1ZB-BD	1969	Fuel tank sending unit wire decal C9ZB-B
1971 - 72	Jack instructions with comp susp. - after 4/5/71, before 2/5/72 D1ZB-BF	1968 - 69	Safety act boot decal C8WA-6220472-A
		1968 - 69	Safety act boot Shelby C8AB-6220472-A
		1965 - 66	Locking differential decal Shelby

A good source book for information covering ID Tags i.e. Engine, Carburetor, Radiator, Transmission, Axle, Steering Box, Glovebox Ownercard and Buck Tags is:-

“The Mustang and Cougar Tagbook (1965-1973 models)” author Kevin Marti of Marti Auto Works.

### DETAILING DECALS for 94-98

FORD # F4ZE-19A286AA



FORD # F4ZD-19A286AB (jap)



Under bonnet passenger side  
Vehicle information

Ford # F4ZD-9C485AC

昭和53年排出ガス規制適合車 (10・15モード)		
エンジン型式	T	
エンジン総排気量	4942	CC
装着されている装置	三次元調整モリスリット排気ガス浄化方式 +二次空気供給方式	
エンジン調整値		
アイドル回転数	700 ± 50	(Nレンジ) rpm
高火時期	10/700	BTDC /rpm
CC調整値(アイドル時)	1.0	%
HC調整値(アイドル時)	100	ppm
この自動車は道路運送車両の保安基準の積立に基づく 5年排出ガス規制に適合したものです。		
F4ZD-9C485-AC	フォード自動車株式会社	

Under bonnet driver side Vehicle emission control Ford # F4ZD-9C485LMK




# MUSTANG OWNERS CLUB AUSTRALIA INC.



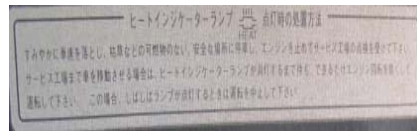
## Nationals/Concours Guidelines & Rules

### DETAILING DECALS for 94-98 (Cont.)

Driver side sunvisor Ford # F4ZD-6300014AA (jap)



Passenger side sunvisor no Ford # (jap)



Steering column cowl  
ignition key - no Ford #



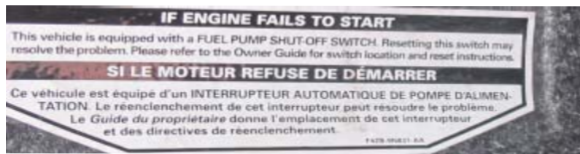
Drivers door edge tyre info Ford #  
F4ZD-1532AA (jap)

タイヤの空気圧	
タイヤサイズ	kgf/cm (PSI)
	前輪   後輪
P205/65R15	2.4 (35)
P225/55ZR16	2.1 (30)
P245/45ZR17	2.1 (30)
応急用	4.2 (60)

Passenger door edge Vin tag Ford #  
FOED-58204A10-AB



In boot passenger side If engine fails to start Ford #  
F4ZB-9N831AA



Under boot lid Vin ID - no Ford #



### Additional body details for 94-98 Japanese DSO export models

Left front fender extension



Right front fender extension



Left rear fender extension



Right rear fender extension



# MUSTANG OWNERS CLUB AUSTRALIA INC.



## Nationals/Concours Guidelines & Rules

---

### **ADDITIONAL and / or UPDATE NOTES**

Any additional or updated information shall be posted in this section for a period of no less than a dated 12 months, at which time that said information shall then be moved to the respective section.



# MUSTANG OWNERS CLUB AUSTRALIA INC.



## Nationals/Concours Guidelines & Rules

### MODIFIED CLASS - JUDGING

A basic list of modifications made out in the order set out below and submitted by the entrant prior to judging, will be attached, section by section, to their judging score sheet before judging. This is restricted to 15 items and all items listed must be visible for the judge to determine points for modifications.

This class allows owners to modify the car to suit their personal tastes. All cars must be registered and able to pass a roadworthy / defect certificate check.

When examining any aspect of the car, points will be lost for collision damage, rust, grease, dirt, overspray, staining, poor general appearance or lack of preparation.

### BODY & PAINT

Points are awarded on condition, presentation and modifications only. No points deducted for originality.

General condition and appearance of, Colour, gloss, lack of "orange peel", runs, chips peeling, overspray, all body panels, including doors, bonnet, boot lid, bumpers, over-riders, free of rust, pitting, dents or bends.

Alignment and operation of doors, windows, boot and bonnet.

General condition and appearance of all glass, free of chips or cracks, & weatherstrips and rubber seals.

General condition and appearance of convertible top and its operation.

General condition and appearance of exterior moulding, trim, grille, emblems, decals and stripes.

### ENGINE

Points are awarded on condition, presentation and modifications only. No points deducted for originality.

Cleanliness of engine, air cleaner, firewall condition, accessories and wiring neatness.

Ease of starting and idle, free of oil leaks, fuming or rattles.

Layout of engine and accessories.

Washer reservoir, pump and plumbing - condition and operation.

Check for coolant, auto transmission, battery and engine oil leakage.

### INTERIOR

Points are awarded on condition, presentation and modifications only. No points deducted for originality.

Neatness and condition of dash including correct R.H.D. conversion if done, instrument housing, instruments, lens, crash pad, console, steering wheel, knobs and controls, operation of radio, stereo and other accessory or fitting.

General condition & appearance of seats, door trims, arm rests, carpets, pedals, mats, head lining, glovebox.

### UNDERBODY

Points are awarded on condition, presentation and modifications only. No points deducted for originality.

General condition and appearance and cleanliness of shock absorbers, springs (sag), steering box, ball joints, linkages, power steering hoses.

If original type steering box is fitted should preferably be on the inside of frame rail. If not, check that steering geometry is maintained and correct.

Split pins or lock wire installation.

# MUSTANG OWNERS CLUB AUSTRALIA INC.



## Nationals/Concours Guidelines & Rules

### MODIFIED CLASS - JUDGING (Cont.) UNDERBODY

General condition and appearance of master cylinder, booster, brakes, hoses and firm pedal.

Check safety of conversion and correct engineering ie no sign of rubbing of steering, suspension, brakes or exhaust or any other components,

Floor pans, rails, and inner mudguard and wheel house panels must be clean and free from oil and grease, mud, etc. No rust, dents or cracks.

*Check auto transmission for leakage.*

Differential free of leaks, rear spring and hanger condition, shocker condition and mounting. Tail shaft and universal condition. Fuel tank to be free of dents and overspray. Free of leaks or damage.

### EXHAUST

Points are awarded on condition, presentation and modifications only. No points deducted for originality.

General condition and appearance of manifold/s, gaskets, engine pipe/s, muffler/s, tail pipe/s, brackets and hangers, quietness of exhaust, clearance and cleanliness.

Headers / Extractors should fit without touching any body or suspension components. Must not show signs of leakage.

Exhaust pipes should be mounted so not to make contact with any undercar component. Must not show signs of leakage.

General condition and appearance and workmanship of extractors, engine pipes, mufflers and tail pipes. Excessive noisy exhaust will incur a point's deduction.

### BOOT, WHEELS, TYRES

Points are awarded on condition, presentation and modifications only. No points deducted for originality.

General condition, appearance and cleanliness of boot interior and mat or carpet.

Spare Wheel (if fitted) - properly secured, sizing and type need not be the same as front or rear, condition of tyre.

Space-saver okay inflator secure and serviceable.

Jack and handle - if present must be secure.

General condition and appearance of tyres, tread and side walls, wear pattern, no bubbles, splits or abrasions.

Matching tread patterns on tyres, sizing need not be the same front to rear.

General condition and appearance of wheels, hub caps, trim rings and lug nuts. Valve stems and caps present.

Larger rims okay on rear.

Check tyre clearance and wheel offset.

# MUSTANG OWNERS CLUB AUSTRALIA INC.



## Nationals/Concours Guidelines & Rules

### GUIDELINES FOR POINTS DEDUCTIONS

\* as highlighted on the last page of the Judging Score Sheets \*

If ANY Windshield, VIN Plate is MISSING or ILLEGIBLE	20 Points
If ANY Door Tag/Decal is MISSING or ILLEGIBLE	20 Points
Number Plates - Incorrectly Displayed or Missing	5 Points ea
Club Plate Label (NSW & VIC ONLY) Incorrectly Displayed or Missing	5 Points
If unapproved "Racing" tyres fitted	5 Points ea
Excessive noisy exhaust	5 Points
All the above deductions depend on what is required by your state RWC rules!	

### RESTO MOD CLASS - INFORMATION

The Resto Mod is a relatively recent phenomenon in the collector-car world. As a counterpoint to the "survivor" craze, these cars mix old and new technology to create the best of both worlds. They are matching classic styling without a lot of body modifications, the body can be returned to stock quickly if needed. These cars are built with modern comfort, performance, reliability and lots of chrome and polished metal. From giant, retro-styled wheels to hand-built specials, these enthusiasts are able to have their cake and eat it too.

The idea behind the introduction of the Resto Mod Class into a Nationals Event is to cater for those vehicles that are mainly street driven with modifications that are not at the level expected of a Concours Modified Class entry or Concours Original Class entry.

It's not possible to have a classification for every car entered, as the level of modifications varies greatly between each car. The owner should read the category description and place the vehicle in the category that best represents their vehicle. If the owner is undecided, then speak with a Judge or a National delegate who could assist in determining the best category for the vehicle to be judged in.

### RESTO MOD CLASS - JUDGING CRITERIA

Exterior – paint open, body work should be of an easily reversible type, flared guards, front/rear lights, hood scoop, rear spoiler.

Engine Bay – Upgraded Ford engine, induction, under bonnet chrome components (i.e. valve covers, air cleaner, alternator, power steering unit, hood springs, export brace, brackets and hose clamps), headers and exhaust system.

Interior - changes could be new or re-upholstered seats, addition of tachometer, additional gauges, aftermarket radio and/or speakers, chromed items.

Underbody – modifications to suspension components, exhaust system, floor panels, axle/differential, springs, shockers.

Boot - modifications in contrast to original design.

Wheels - steel or alloy, wheel trims and tyres.

Not all the above items are required to be changed but entry in & to be competitive in this Resto Mod Class, three (3) of the above areas must represent change to the vehicle from its factory original specifications.

# MUSTANG OWNERS CLUB AUSTRALIA INC.



## Nationals/Concours Guidelines & Rules

### RESTO MOD CLASS - JUDGING CRITERIA (Cont.) GUIDELINES FOR POINTS DEDUCTIONS

\* as highlighted on the last page of the Judging Score Sheets \*

<u>If ANY Windshield, VIN Plate is MISSING or ILLEGIBLE</u>	<u>20 Points ea</u>
<u>If ANY Door Tag/Decal is MISSING or ILLEGIBLE</u>	<u>20 Points ea</u>
<u>Number Plates - Incorrectly Displayed or Missing</u>	<u>5 Points ea</u>
<u>Club Plate Label (NSW &amp; VIC ONLY) Incorrectly Displayed or Missing</u>	<u>5 Points</u>
<u>If unapproved "Racing" tyres fitted</u>	<u>5 Points ea</u>
<u>Excessive noisy exhaust</u>	<u>5 Points</u>
<u>All the above deductions depend on what is required by your state RWC rules!</u>	

### ADDITIONAL and / or UPDATE NOTES

Any additional or updated information shall be posted in this section for a period of no less than a dated 12 months, at which time that said information shall then be moved to the respective section/s.

### DISPLAY JUDGED S550 CLASS - JUDGING

Build dates from 01/07/14 to 21/03/19 inclusive

Originality and Modifications are not a consideration in this class except for safety concerns.

Only Presentation of what is in place at time of judging. No on-ramp judging.

Vehicles must be presented / parked with Bonnet unlatched, Doors and Boot unlocked.

Exterior – paint, body, trim, grille, all lights, all glass, tail-light panel.

Interior – dash assy & pad, steering wheel, radio, shifter, console, pedal assy, seats, seat belts, carpet, kick panels, door trims, windshield trim, rear view mirror, roof headliner / soft top.

Under Bonnet – engine, aprons, firewall, radiator support panel, wiring, hoses, fluid retainers, hood insulation liner.

Wheels – wheels, wheel nuts, tyres.

Boot Area – all within.

Total points score 500. A few points to be remembered, which are stated previously in this guide:

1: Convertible Tops MUST be UP for judging

2: Vehicle must be unlocked / open for judging

3: No fencing around vehicle.

# MUSTANG OWNERS CLUB AUSTRALIA INC.



## Nationals/Concours Guidelines & Rules

### DISPLAY JUDGED CLASS GENERAL

THE OBJECT OF THIS CLASS IS TO PROMOTE ADVANCEMENT INTO THE CONCOURS PROPER BY CAUSING INTEREST IN THE DISPLAY AREA.

Originality and Modifications in all sections of this class are not a consideration, only Condition and Presentation of what is in place at time of judging, shall be taken into account. No underbody judging done in this class.

It is also to be noted that the entrant with the highest point score in this class will be automatically elevated into either Original, Modified *or Resto Mod* class (Refer [2.2, 2.3, 2.4 page 7- 8](#)). This vehicle will be ineligible to re-enter Display Class after a period of 3 years.

The areas to be judged are listed below.

**EXTERIOR PAINT, TRIM and BODY**

**INTERIOR**

**ENGINE BAY**

**BOOT, SPARE WHEEL, JACK and HANDLE**

**WHEELS, TYRES.**

A few points to be remembered, which are stated previously in this guide;

- 1: Convertibles Tops MUST be UP for judging
- 2: Vehicle must be unlocked / open for judging
- 3: No fencing around vehicle.

### SHOW 'N' SHINE CLASS GENERAL

As the Class name would suggest there is no Judging you turn up on the day, park, dust the Mustang off & enjoy the day. There may happen to be a Club Supporter trophy awarded on the day.

# MUSTANG OWNERS CLUB AUSTRALIA INC.



## Nationals/Concours Guidelines & Rules

### SHELBY SUPPLEMENT

Noted here are some differences and unique characteristics which apply to Shelby models.

**Note:** A comprehensive list of detailing Decals and Tags can be found on pages 33-36.

Should also be noted that the first 252 1966's were known as "Carryover"  
examples produced for the 1966 model year.

#### Engine Compartment:

As Mustang with the following exceptions;

1965 Early production Hoods do not have hood release mechanism or springs; has black prop rod.

1965 Later production Hoods use spring and no prop rod.

1965 - 68 underside of Hoods are generally painted body colour, some painted semi-gloss black.

1969 - 70 all painted black.

1965 - 66 use black Tri-Y headers on GT350's. All others as Mustang.

1966 Hertz Cars - some were fitted with dual reservoir split system master cylinders.

1965 production up to number 328 have trunk mounted battery with vented caps.

1965 production after number 328 through 1970 have standard front mounting battery. Autolite only.

1965 production up to number 328 use all black battery cables

1965 production after number 328 through 1970 use standard Mustang battery cables.

#### Fuel System:

Lines;

1965 - 1967 Holley carburetor equipped - use a unique Shelby fuel line from pump to carburetor.

Carburation;

1965 - 66 use Holley on all four-speeds and some automatics. Almost all automatics use Autolite 4100.

1967 use Holley except GT350 & GT500 automatics which use Autolite 4100.

1968 use Holley except GT350 with cast iron intake which use Autolite 4300.

1969 - 70 GT350 use Autolite 4300.

1969 - 70 GT500 use Holley.

All Paxton fitted cars use Autolite 4100.

#### Major Engine Components;

As Mustang, except for the first 252 1966's which had black block and heads.

1965 - 1967 no engine ID tag is required.

1965 through mid-1966 (first 252 1966's) use hollow letter natural finish valve covers.

Mid-1966 through 1970 use black finish valve covers on GT350's.

1967 GT500's use natural finish valve covers'

1968 GT500's use black finish valve covers.

1969 - 70 use natural finish finish valve covers.

1966 - 68 valve covers use cadmium-plated standard grade 5 bolts and washers.

1969 - 70 GT350 valve covers use cadmium-plated standard grade 5 bolts and washers.

1969 - 70 GT500 valve covers use standard Mustang bolts.

Radiator caps are zinc or chrome-plated. GT500 Cobra Jet models have chrome radiator caps, dipstick and handle.

1969 - 70 GT350 use blue dipstick and handle some were dealer fitted with Ford Chrome dress pack.

# MUSTANG OWNERS CLUB AUSTRALIA INC.



## Nationals/Concours Guidelines & Rules

### SHELBY SUPPLEMENT (Cont.)

#### Exterior:

- 1965 - 1970 Headlamps as Mustang using single 7 inch round sealed beams.
- 1967 has centre or side grille mounted driving lights.
- 1968 has Marchel or Lucas driving lights.
- 1969 - 70 has Lucas driving lights mounted below bumper.
- 1965 - 67 Antenna as Mustang.
- 1968 rear mount on left side, round base. Some vary, early production cars were front mount as Mustang.
- 1969 - 70 rear mount on left side, round base, retractable with tear drop shaped tip.
- 1965 - 66 LeMans stripes were factory on some cars.
- 1966 Functional side scoops & Plexiglas rear quarter windows were fitted
- 1967 LeMans stripes were dealer optional.

#### Interior:

- 1965 - 66 All used standard interior, black only.
- 1966 production up to first 252 have 1965 standard interiors.
- 1966 production after first 252 have 1966 interiors
- 1967 Early has smooth Mustang seat upholstery.
- 1967 Later has special comfortweave upholstery.
- 1968 Early has deluxe Mustang seat upholstery.
- 1968 Later has special comfortweave upholstery.
- 1969 - 70 Sportsroof has Mach 1 interior.
- 1969 - 70 Convertible has deluxe Mustang interior.

#### Undercarriage, Suspension:

- As Mustang with the following exceptions;
- 1965 All had orange Koni shocks with eagle-style decal.
- 1966 production up to first 252 as 1965.
- 1966 production after first 252, special Autolite adjustable shocks painted blue or black.
- 1965 - 66 Most with Koni shocks had special large head shock bolts in front. Some were as Mustang.
- 1966 - 67 orange Koni shocks with eagle-style decal were dealer installed options.
- 1967 black Autolite adjustable shocks are standard.
- 1968 blue Autolite adjustable shocks are standard.
- 1968 some fitted with Gabriel adjustable front shocks white with Shelby style decal.
- 1969 - 70 Shelby fitted with Gabriel adjustable front/rear shocks white with Shelby style decal.
- 1969 Early production blue shocks are standard.
- 1969 Late production Gabriel adjustable front/rear shocks white with Shelby style decal.
- 1970 Gabriel adjustable front/rear shocks white with Shelby style decal.
- 1965 through early 1966 up to first 252 had over-ride traction bars.
- 1966 to late 1966 after first 252 had under-ride traction bars.
- 1965 All production had front suspension A-Arm lowered one inch.
- 1966 production up to first 252 had front suspension A-Arm lowered one inch.
- 1969 - 70 All had special Shelby-only bottom leaf springs.
- 1965 All production had drive shaft loop and rear axle limiting cables.
- 1966 production up to first 252 had drive shaft loop and rear axle limiting cables.

# MUSTANG OWNERS CLUB AUSTRALIA INC.



## Nationals/Concours Guidelines & Rules

### SHELBY SUPPLEMENT (Cont.)

#### **Transmission - Manual:**

- 1965 through mid-1966 had aluminium case Borg-Warner T10 transmissions with stock shifter.
- 1966 Mid-to-late had cast iron T10 transmissions.
- 1967 - 70 had Ford top loader 4 speed with stock shifter.

#### **Transmission - Automatic:**

- 1966 production after first 252 were available.
- 1967 - 70 were available.

#### **Exhaust:**

- 1965 Had side exhaust just front of rear tyres - some were delivered with standard GT exhaust exiting at rear using turndown tips below rear valance. This also applies to the first 252 1966's
- 1966 Standard GT exhaust with turndown tips below rear valance.
- 1967 Standard GT transverse muffler exhaust with chrome single extensions, exiting through cutouts.
- 1968 GT350, GT500 Standard GT transverse muffler exhaust with chrome single (pipe within a pipe) extensions, exiting through cutouts.
- 1968 GT500KR Standard GT transverse muffler exhaust with chrome twin tip (rolled edge) extensions, exiting through cutouts.
- 1969 - 70 Standard transverse muffler exhaust with rear collector mounted behind valance with twin centre-mount exhaust ports.

#### **Wheels, Hubcaps:**

- 1965 wheels were silver painted 15" steel rims - 15x6 Cragar 5 spoke design was an optional.
- 1966 production upto first 252 as 1965, could have 15x6 Cragar wheels as an option.
- 1966 production after first 252 wheels were grey painted 14x6 Magnum 500's standard.
- 1966 all Hertz cars had 14x6 chrome Magnum 500's, optional on others.
- 1966 Late production option wheels 14x7 cast aluminum 10-spoke.
- 1967 wheels were painted 15x6 steel with chrome magstar-style hub caps standard.
- 1967 Magstar 15x7 5-spoke design with cast centre chrome steel rim optional.
- 1967 10-spoke 15x7 cast aluminum wheels also optional.
- 1968 wheels were painted 15x6 steel with 5-spoke mag style hub caps standard.
- 1968 10-spoke 15x7 cast aluminum wheels optional.
- 1969 - 70 15x7 5-spoke design with cast centre chromed rims.

#### **Tyres:**

- 1965 7.5x15 Goodyear Blue Dot
- 1966 6.95x14 Goodyear Blue Streak, Blue Dots on 15" wheel cars.
- 1967 E70x15 Goodyear Speedways
- 1968 E70x15 Goodyear Speedways or E70x15 Goodyear Polyglass
- 1969 - 70 E70x15 Goodyear Polyglass standard
- 1969 - 70 F60x15 no-size Goodyear's were optional early and standard on later production.



# MUSTANG OWNERS CLUB AUSTRALIA INC.



## Nationals/Concours Guidelines & Rules

### SHELBY SUPPLEMENT (Cont.)

#### Unique Shelby Features:

1966 - 67 hood springs are special smaller diameter springs on both sides. All steel hoods have standard springs.

1966 Shelby side quarter plexi windows are curved outward in the centre.

1966 NO Hertz cars were equipped with superchargers, webers, real wood-rimmed steering wheel or other items that would increase the base price of the original rental cars.

1966 Hertz cars had brake warning decal on dash.

1965 A real wood-rimmed steering wheel is standard.

1966 A real wood-rimmed steering wheel was a dealer installed option.

1967 A real wood-rimmed steering wheel is standard.

1969 - 70 steering wheel must have a black steering wheel wrap.

1965 Tachometer has 8000 RPM face.

1966 Tachometer has 9000 RPM face.

1966 production upto first 252 used some 1965 parts namely: interior, dash pad, all had locker rear ends, all were white, SIMS intakes and carburetors, all are four-speed, they also included the following 1966 parts: gas cap, grille, exhaust, either fold-down rear seat or fixed package shelf.

1966 Some non-Hertz cars were delivered with 1966 style rear package shelf.

Intake bolts should be engine block Colour.

1965 - 68 hoods are generally painted body colour on underside, some painted semi-gloss black.

1969 - 70 hoods are painted black on underside.

Bolts in firewall for export brace were flat-head standard no-vendor mark cadmium-plated or standard Ford.

1965 - 70 front shock upper bracket has welded on washer reinforcement, painted black.

1965 - 68 has one piece export brace painted semi-gloss black.

1969 - 70 are as Mustang or one piece export brace painted semi-gloss black.

1970 All are all left over retaged 1969 models.

1970 modifications include two black hood stripes, front chin spoiler, manual choke (GT500), carburetor and/or distributor may have C9 or D0 part number.

1965 - 67 have no VIN plate on door jam, just Shelby VIN plate under the hood.

1968 has a dash VIN plate and a Shelby VIN plate under the hood.

1969 has a door tag and a special performance tag, other locations as Mustang.

1970 use a special style data door decal.

# MUSTANG OWNERS CLUB AUSTRALIA INC.



## Nationals/Concours Guidelines & Rules

---

### SHELBY SUPPLEMENT (Cont.)

#### **Accessories:**

All accessories and items available from Ford that are applicable to the model and year of a Shelby are allowed, provided Ford part numbers were assigned and the production dates precede or match the production period of the car.

### **ADDITIONAL and / or UPDATE NOTES**

Any additional or updated information shall be posted in this section for a period of no less than a dated 12 months, at which time that said information shall then be moved to the respective section/s.